

Format of Holding of Specified securities

1. Name of Listed Entity: DEN NETWORKS LIMITED
2. Scrip Code/Name of Scrip/Class of Security: 533137, DEN, EQUITY SHARES
3. Share Holding Pattern Filed under: Reg. 31(1)(a)/Reg. 31(1)(b)/Reg. 31(1)(c)
 - a. if under 31(1)(b) then indicate the report for quarter ending 04/02/2019
 - b. if under 31(1)(c) then indicate date of allotment/extinguishment

4. Declaration : The Listed entity is required to submit the following declaration to the extent of submission of information:

Particulars	YES*	NO*
a. Whether the Listed Entity has issued any partly paid up shares		V
b. Whether the Listed Entity has issued any Convertible Securities or Warrants?		V
c. Whether the Listed Entity has any shares against which depository receipts are issued?		V
d. Whether the Listed Entity has any shares in locked-in?	V	
e. Whether any shares held by promoters are pledge or otherwise encumbered?		V

*if the Listed Entity selects the option 'NO' for the questions above, the columns for the partly paid up shares, Outstanding Convertible Securities/Warrants, depository receipts, locked-in shares, No of shares pledged or otherwise encumbered by promoters, as applicable, shall not be displayed at the time of dissemination on the Stock Exchange website. Also wherever there is 'No' declared by Listed entity in above table the values will be considered as 'Zero' by default on submission of the format of holding of specified securities.

5 The tabular format for disclosure of holding of specified securities is as follows:



Table I - Summary Statement holding of specified securities

Category	Category of shareholder	No of Shareholders	No of fully paid up equity shares held	No of Partly paid-up equity shares held	No of Shares Underlying Depository Receipts	Total No of Shares Held (IV)+(V)+(VI)	Shareholding as a % of total no of shares (As a % of (A+B+C2))	Number of Voting Rights held in each class of securities			Total as a % of	No of Shares Underlying convertible securities (Including Warrants)	Shareholding as a % assuming full conversion of convertible Securities (as a percentage of diluted share capital)	Number of Locked in Shares	Number of Shares pledged or otherwise encumbered	As a % of total	Number of equity shares held in dematerialized form
								Class X	Class Y	Total							
(i)	(ii)	(iii)	(iv)	(v)	(vi)	(vii)	(viii)	No of Voting Rights			(ix)	(x)	(xi)	(xii)	(xiii)	(xiv)	
(A)	Promoter & Promoter Group	16	35,54,55,388	-	-	35,54,55,388	74.48	35,54,55,388	-	74.48	-	74.48	28,14,48,000	-	-	35,54,55,388	
(B)	Public	13012	12,13,10,526	-	-	12,13,10,526	25.42	12,13,10,526	-	25.42	-	25.42	-	NA	NA	12,13,10,526	
(C)	Non Promoter-Non Public	-	-	-	-	-	NA	-	-	-	-	NA	-	NA	NA	-	
(C1)	Shares underlying DRs	-	-	-	-	-	0.10	-	-	0.10	-	0.10	-	NA	NA	-	
(C2)	Shares held by Employees Trusts	1	4,57,931	-	-	4,57,931	0.10	4,57,931	-	0.10	-	0.10	-	NA	NA	4,57,931	
	Total:	13,028	47,72,23,845	-	-	47,72,23,845	100	47,72,23,845	-	100	-	100	28,14,48,000	-	-	47,70,29,205	




Table II - Statement showing shareholding pattern of the Promoter and Promoter Group

Category	Category & Name of the Shareholder	PAN	No of Shareholders	No of fully paid up equity shares held	No of Partly paid-up equity shares held	No of Shares Underlying Depository Receipts	Total No of Shares held (IV+V+VI)	Shareholding as a % of total no of shares (calculated as per SCRR, 1957 (VIII) As a % of (A+B+C2))	Number of Voting Rights held in each class of securities		Total as a % of (A+B+C)	No of Shares Underlying convertible securities (including Warrants)	Shareholding as a % assuming full convertible Securities (as a percentage of dilute share capital) (VII)-(X) As a % of (A+B+C2)	No. of Shares pledged or otherwise encumbered	As a % of total Shares held	Number of equity shares held in dematerialized form
									Class X	Class Y						
	(i)	(ii)	(iii)	(iv)	(v)	(vi)	(vii)	(viii)	(ix)		(x)	(xi)	(xii)	(xiii)	(xiv)	
(1)	Indian Individuals/Hindu Undivided Family		4	2,17,52,620	-	-	2,17,52,620	4.56	2,17,52,620	-	4.56	-	-	-	-	2,17,52,620
	SANJEER MANCHANDA	AARPM0062H	1	1,75,99,220	-	-	1,75,99,220	3.69	1,75,99,220	-	3.69	-	-	-	-	1,75,99,220
	KAVITA MANCHANDA	AAOPM443Q	1	37,57,500	-	-	37,57,500	0.79	37,57,500	-	0.79	-	-	-	-	37,57,500
	WANDANA MANCHANDA	AAOPM442R	1	3,70,900	-	-	3,70,900	0.08	3,70,900	-	0.08	-	-	-	-	3,70,900
	SANJEER MANCHANDA	AARPM0064B	1	25,000	-	-	25,000	0.01	25,000	-	0.01	-	-	-	-	25,000
	Central Government/State Governments		-	-	-	-	-	-	-	-	-	-	-	-	-	-
	Financial Institutions/Banks		-	-	-	-	-	-	-	-	-	-	-	-	-	-
	Any Other		12	33,37,02,768	-	-	33,37,02,768	69.93	33,37,02,768	-	69.93	-	-	-	-	33,37,02,768
	JIO FUTURISTIC DIGITAL HOLDINGS PRIVATE LIMITED	AAECI374BD	1	17,04,32,150	-	-	17,04,32,150	35.71	17,04,32,150	-	35.71	-	-	-	-	17,04,32,150
	JIO DIGITAL DISTRIBUTION HOLDINGS PRIVATE LIMITED	AAECI375DD	1	7,12,48,280	-	-	7,12,48,280	14.93	7,12,48,280	-	14.93	-	-	-	-	7,12,48,280
	JIO TELEVISION DISTRIBUTION HOLDINGS PRIVATE LIMIT	AAECI373ZH	1	7,33,52,570	-	-	7,33,52,570	15.37	7,33,52,570	-	15.37	-	-	-	-	7,33,52,570
	RELANCE STRATEGIC INVESTMENTS LIMITED	AA6C1466K	1	14,87,160	-	-	14,87,160	0.31	14,87,160	-	0.31	-	-	-	-	14,87,160
	RELIANCE VENTURES LIMITED	AA6C1171M	1	4,61,520	-	-	4,61,520	0.10	4,61,520	-	0.10	-	-	-	-	4,61,520
	NETWORK 18 MEDIA AND INVESTMENTS LIMITED	AA6C3247Z	1	6,98,288	-	-	6,98,288	0.15	6,98,288	-	0.15	-	-	-	-	6,98,288
	Reliance Industries Limited	AAACR5055K	1	0	-	-	0	-	-	-	-	-	-	-	-	-
	Digital Media Distribution Trust	AAADT1165A	1	0	-	-	0	-	-	-	-	-	-	-	-	-
Reliance Content Distribution Limited	AAACR5041H	1	0	-	-	0	-	-	-	-	-	-	-	-	-	
Reliance Industrial Investments and Holdings Limited	AAACR5063R	1	0	-	-	0	-	-	-	-	-	-	-	-	-	
LUCID SYSTEMS PRIVATE LIMITED	AAACI688BD	1	1,60,00,000	-	-	1,60,00,000	3.35	1,60,00,000	-	3.35	-	-	-	-	1,60,00,000	
ACCESS EQUITY PRIVATE LIMITED	AA6C1218L	1	22,800	-	-	22,800	0.00	22,800	-	0.00	-	-	-	-	22,800	
Sub-Total (A)(1)		16	35,54,55,388	-	-	35,54,55,388	74.48	35,54,55,388	-	74.48	-	-	-	-	35,54,55,388	
(2)	Foreign Individuals (Non-Resident Individuals)/Foreign Individuals		-	-	-	-	-	-	-	-	-	-	-	-	-	
	Government		-	-	-	-	-	-	-	-	-	-	-	-	-	
	Institutions		-	-	-	-	-	-	-	-	-	-	-	-	-	
	Foreign Portfolio Investor		-	-	-	-	-	-	-	-	-	-	-	-	-	
Any Other		-	-	-	-	-	-	-	-	-	-	-	-	-		
Sub-Total (A)(2)		-	-	-	-	-	-	-	-	-	-	-	-	-		
Total Shareholding of Promoter and Promoter Group (A)(1)+(A)(2)		16	35,54,55,388	-	-	35,54,55,388	74.48	35,54,55,388	-	74.48	-	-	-	0	35,54,55,388	




Table III - Statement showing shareholding pattern of the Public shareholder

Category	Category & Name of the Shareholder	PAN	No of Shareholders	No of fully paid up equity shares held	No of Partly paid-up equity shares held	No of Shares Underlying Depository Receipts	Total No of Shares Held (V+V1+V2)	Shareholding as a % of total no of shares (A+B+C2)	Number of Voting Rights held in each class of securities			Total as a % of (A+B+C)	No of Shares Underlying Outstanding convertible securities (including Warrants)	Shareholding as a % assuming full conversion of convertible Securities (as a percentage of diluted share capital)	Number of Locked in Shares	Number of Shares pledged or otherwise encumbered	As a % of total Shares held	Number of equity shares held in dematerialized form
									Class X	Class Y	Total							
	(i)	(ii)	(iii)	(iv)	(v)	(vi)	(vii)	(viii)	(ix)	(x)	(xi)	(xii)	(xiii)	(xiv)	(xv)	(xvi)	(xvii)	
(1)	Institutions																	
(a)	Mutual Funds		1	27,88,502	-	-	27,88,502	0.58	27,88,502	0.58	-	0.58	-	-	-	NA	27,88,502	
(b)	Venture Capital Funds		0	-	-	-	-	-	-	-	-	-	-	-	-	NA	-	
(c)	Alternate Investment Funds		0	-	-	-	-	-	-	-	-	-	-	-	-	NA	-	
(d)	Foreign Venture Capital Investors		0	-	-	-	-	-	-	-	-	-	-	-	-	NA	-	
(e)	Foreign Portfolio Investors		33	2,19,79,074	-	-	2,19,79,074	4.61	2,19,79,074	4.58	-	4.61	-	-	-	NA	2,19,79,074	
(f)	Financial Institutions/Banks		2	2,18,539	-	-	2,18,539	0.05	2,18,539	0.05	-	0.05	-	-	-	NA	2,18,539	
(g)	Insurance Companies		1	18,85,299	-	-	18,85,299	0.40	18,85,299	0.39	-	0.40	-	-	-	NA	18,85,299	
(h)	Provident Funds/Pension Funds		0	-	-	-	-	0.00	0	0.00	-	0.00	-	-	-	NA	-	
(i)	Any Other		5	5,31,00,986	-	-	5,31,00,986	11.13	5,31,00,986	11.07	-	11.13	-	-	-	NA	5,31,00,986	
	FOREIGN CORPORATE BODIES		5	5,31,00,986	-	-	5,31,00,986	11.13	5,31,00,986	11.07	-	11.13	-	-	-	NA	5,31,00,986	
	BROAD STREET INVESTMENTS (SINGAPORE) PTE. LTD	AAFCB4970I	1	4,18,28,930	-	-	4,18,28,930	8.77	4,18,28,930	8.72	-	8.77	-	-	-	NA	4,18,28,930	
	Sub Total (B)(1)		42	7,99,72,400	-	-	7,99,72,400	16.76	7,99,72,400	16.67	-	16.76	-	-	-	NA	7,99,72,400	
(2)	Central Government/State Government(s)/President of India		0	-	-	-	-	0.00	0	0.00	-	0.00	-	-	-	NA	-	
(3)	Sub Total (B)(2)		0	-	-	-	-	0.00	0	0.00	-	0.00	-	-	-	NA	-	
	Non-Institutions																	
(a)	Individual shareholders holding nominal share capital up to Rs.2 lakhs		12403	50,34,985	-	-	50,34,985	1.06	50,34,985	1.05	-	1.06	-	-	-	NA	49,78,135	
	Individual shareholders holding nominal share capital in excess of Rs. 2 Lakhs		73	1,64,72,306	-	-	1,64,72,306	3.45	1,64,72,306	3.45	-	3.45	-	-	-	NA	1,63,34,516	
(b)	NBFC Registered with RBI		5	2,226	-	-	2,226	0.00	2,226	0.00	-	0.00	-	-	-	NA	2,226	
(c)	Employee Trusts		0	-	-	-	-	0.00	0	0.00	-	0.00	-	-	-	NA	-	
(d)	Overseas Depositories (Holding DRs)(Balancing figure)		0	-	-	-	-	0.00	0	0.00	-	0.00	-	-	-	NA	-	
(e)	Any Other		1	100	-	-	100	0.00	100	0.00	-	0.00	-	-	-	NA	100	
	TRUSTS																	
	ALTERNATIVE INVESTMENT FUND		2	20,84,716	-	-	20,84,716	0.44	20,84,716	0.43	-	0.44	-	-	-	NA	20,84,716	
	NON RESIDENT INDIANS		142	76,097	-	-	76,097	0.02	76,097	0.02	-	0.02	-	-	-	NA	76,097	
	CLEARING MEMBERS		43	21,44,677	-	-	21,44,677	0.45	21,44,677	0.45	-	0.45	-	-	-	NA	21,44,677	
	NON RESIDENT INDIAN NON REPATRIABLE		52	71,048	-	-	71,048	0.01	71,048	0.01	-	0.01	-	-	-	NA	71,048	
	BODIES CORPORATES		249	1,54,51,971	-	-	1,54,51,971	3.24	1,54,51,971	3.24	-	3.24	-	-	-	NA	1,54,51,971	
	BOJASTHAN GLOBAL SECURITIES PVT.LTD.	AAACRA122R	1	50,49,460	-	-	50,49,460	1.06	50,49,460	1.05	-	1.06	-	-	-	NA	50,49,460	
	Sub Total (B)(3)		12970	4,13,36,126	-	-	4,13,36,126	8.66	4,13,36,126	8.61	-	8.66	-	-	-	NA	4,11,43,486	
	Total Public Shareholding (B) = (B)(1)+(B)(2)+(B)(3)		13012	12,13,10,526	-	-	12,13,10,526	25.42	12,13,10,526	25.42	-	25.42	-	-	-	NA	12,11,15,886	






Table IV - Statement showing shareholding pattern of the Non Promoter - Non Public Shareholder

Category	Category & Name of the Shareholder	PAN	No of Shareholders	No of fully paid up equity shares held	No of Partly paid-up equity shares held	No of Shares Underlying Depository Receipts	Total No of Shares Held (IV+V+VI)	Shareholding as a % of total no of shares (A+B+C2)	Shareholding as a % assuming full conversion of convertible securities (as a percentage of diluted share capital)	Number of Locked in Shares	Number of Shares pledged or otherwise encumbered	Number of equity shares held in dematerialized form				
													No of Voting Rights	Total as a % of (A+B+C)	No.	As a % of total Shares held
			(I)	(II)	(III)	(IV)	(V)	(VI)	(VII)	(VIII)	(IX)	(X)	(XI)	(XII)	(XIII)	(XIV)
(1)	Custodian/DR Holder															
(2)	Employee Benefit Trust (under SEBI(Share based Employee Benefit) Regulations 2014)		1	4,57,931	-	-	4,57,931	0.10	-	-	4,57,931	-	-	0.10	NA	4,57,931
	Total Non-Promoter-Non Public Shareholding (C) = (C1)+(C2)		1	4,57,931	-	-	4,57,931	0.10	-	-	4,57,931	-	-	0.10	-	4,57,931



Details of the shareholders acting as persons in Concert including their Shareholding:			
Name of Shareholder	Name of PAC	No of shares	Holding%
Total:		0	0



Details of Shares which remain unclaimed may be given hear along with details such as number of shareholders,

No of Shareholders

No of shares

