



(D)(a) STATEMENT SHOWING SHAREHOLDING PATTERN IN CLAUSE-35


NAME OF THE COMPANY: DEN NETWORKS LIMITED		Name of the Scrip: DEN	
SCRIP CODE:	533137		
Class of Security:	EQUITY		
QUARTER ENDED:	31/12/2014		
Partly paid-up shares	No. of partly paid-up shares	As a % of total no. of partly paid-up shares	As a % of total no. of shares of the Company.
Held by promoter/promoter group	-	-	-
Held by Public	-	-	-
Total:	-	-	-
Outstanding convertible securities:	No. of outstanding securities	As a % of total no. of outstanding convertible securities.	As a % of total no. of shares of the Company assuming full conversion of the convertible securities
Held by promoter/promoter group	-	-	-
Held by Public	-	-	-
Total:	-	-	-
Warrants:	No. of warrants	As a % of total no. of warrants	As a % of total no. of shares of the Company, assuming full conversion of warrants
Held by promoter/promoter group	-	-	-
Held by Public	-	-	-
Total:	-	-	-
Total paid-up capital of the Company, assuming full conversion of warrants and convertible securities	178,199,806	-	100




CATEGORY CODE	CATEGORY OF SHAREHOLDER	NO OF SHAREHOLDERS	TOTAL NUMBER OF SHARES	NO OF SHARES HELD IN DEMATERIALIZED FORM	TOTAL SHAREHOLDING AS A % OF TOTAL NO OF SHARES		NUMBER OF SHARES	AS a PERCENTAGE
					AS a PERCENTAGE of (A+B)	AS a PERCENTAGE of (A+B+C)		
(I)	(II)	(III)	(IV)	(V)	(VI)	(VII)	(VIII)	(IX)=(VIII)/(IV)*100
(A)	PROMOTER AND PROMOTER GROUP							
(1)	INDIAN							
(a)	Individual /HUF	3	50,807,950	50,807,950	28.51	28.51	0	0
(b)	Central Government/State Government(s)	-	-	-	-	-	0	0
(c)	Bodies Corporate	3	20,552,470	20,552,470	11.53	11.53	0	0
(d)	Financial Institutions / Banks	-	-	-	-	-	0	0
(e)	Others	-	-	-	-	-	0	0
	Sub-Total A(1) :	6	71,360,420	71,360,420	40.05	40.05	0	0
(2)	FOREIGN							
(a)	Individuals (NRIs/Foreign Individuals)	-	-	-	-	-	0	0
(b)	Bodies Corporate	-	-	-	-	-	0	0
(c)	Institutions	-	-	-	-	-	0	0
(d)	Qualified Foreign Investor	-	-	-	-	-	0	0
(e)	Others	-	-	-	-	-	0	0
	Sub-Total A(2) :	-	-	-	-	-	0	0
	Total A=A(1)+A(2)	6	71,360,420	71,360,420	40.05	40.05	0	0
(B)	PUBLIC SHAREHOLDING							
(1)	INSTITUTIONS							
(a)	Mutual Funds /UTI	2	21,159	21,159	0.01	0.01		
(b)	Financial Institutions /Banks	3	1,893,507	1,893,507	1.06	1.06		
(c)	Central Government / State Government(s)	-	-	-	-	-		
(d)	Venture Capital Funds	-	-	-	-	-		
(e)	Insurance Companies	-	-	-	-	-		




CATEGORY CODE	CATEGORY OF SHAREHOLDER	NO OF SHAREHOLDERS	TOTAL NUMBER OF SHARES	NO OF SHARES HELD IN DEMATERIALIZED FORM	TOTAL SHAREHOLDING AS A % OF TOTAL NO OF SHARES		SHARES PLEDGE OR OTHERWISE ENCUMBERED	
					AS a PERCENTAGE of (A+B)	AS a PERCENTAGE of (A+B+C)		
(I)	(II)	(III)	(IV)	(V)	(VI)	(VII)	(VIII)	(IX)=(VIII)/(IV)*100
(f)	Foreign Institutional Investors	60	36,114,850	36,114,850	20.27	20.27		
(g)	Foreign Venture Capital Investors	-	-	-	-	-		
(h)	Qualified Foreign Investor	1	3,710,451	3,710,451	2.08	2.08		
(i)	Others	-	-	-	-	-		
	Sub-Total B(1) :	66	41,739,967	41,739,967	23.42	23.42		
(2)	NON-INSTITUTIONS							
(a)	Bodies Corporate	401	13,480,196	13,480,196	7.56	7.56		
(b)	Individuals							
	(i) Individuals holding nominal share capital upto Rs.1 lakh	7,467	1,624,785	1,547,218	0.91	0.91		
	(ii) Individuals holding nominal share capital in excess of Rs.1 lakh	67	8,700,479	8,562,689	4.88	4.88		
(c)	Others							
	FOREIGN BODIES	5	40,848,110	40,848,110	22.92	22.92		
	NON RESIDENT INDIANS	91	243,674	243,674	0.14	0.14		
	CLEARING MEMBERS	58	61,775	61,775	0.03	0.03		
	TRUSTS	1	140,400	140,400	0.08	0.08		
(d)	Qualified Foreign Investor	-	-	-	-	-		
	Sub-Total B(2) :	8,090	65,099,419	64,884,062	36.53	36.53		
	Total B=B(1)+B(2) :	8,156	106,839,386	106,624,029	59.95	59.95		
	Total (A+B) :	8,162	178,199,806	177,984,449	100.00	100.00		



CATEGORY CODE	CATEGORY OF SHAREHOLDER	NO OF SHAREHOLDERS	TOTAL NUMBER OF SHARES	NO OF SHARES HELD IN DEMATERIALIZED FORM	TOTAL SHAREHOLDING AS A % OF TOTAL NO OF SHARES		SHARES PLEDGE OR OTHERWISE ENCUMBERED	AS A PERCENTAGE
					AS A % OF (A+B)	AS A % OF (A+B+C)		
(I)	(II)	(III)	(IV)	(V)	(VI)	(VII)	(VIII)	(IX)=(VIII)/(IV)*100
(C)	Shares held by custodians, against which Depository Receipts have been issued							
(1)	Promoter and Promoter Group							
(2)	Public	-	-	-	-	-	-	-
	GRAND TOTAL (A+B+C) :	8,162	178,199,806	177,984,449	100.00	-	0	0




(I)(b)	Statement showing holding of securities (including shares, warrants, convertible securities) of persons belonging to the category "Promoter and Promoter Group"												
Sr.No	Name of the Shareholder	Details of Shares held			Encumbered shares (*)			Details of Warrants		Details of convertible securities		Total Shares	
		No. of Shares held	As a % of grand total (A)+(B)+(C)	Pledge Shares	AS a percentage	AS a % of grand total (A) + (B) + (C) of sub-clause (D)(a)	Number of warrants held	As a % total number of warrants of the same class	Number of convertible securities held	As a % total number of convertible securities of the same class	(including underlying shares assuming full conversion of warrants and convertible securities) as a % of diluted share capital		
(I)	(II)	(III)	(IV)	(V)	(VI)=(V)/(II)	(VII)	(VIII)	(IX)	(X)	(XI)	(XII)		
1	SAMEER MANCHANDA	46,654,550	26.18	-	-	-	-	-	-	-	26.18		
2	LUCID SYSTEMS PRIVATE LIMITED	16,000,000	8.98	-	-	-	-	-	-	-	8.98		
3	VERVE ENGINEERING PRIVATE LIMITED	4,529,670	2.54	-	-	-	-	-	-	-	2.54		
4	KAVITA MANCHANDA	3,757,500	2.11	-	-	-	-	-	-	-	2.11		
5	SANJEEV MANCHANDA	395,900	0.22	-	-	-	-	-	-	-	0.22		
6	ACCESS EQUITY PVT LTD	22,800	0.01	-	-	-	-	-	-	-	0.01		
	TOTAL :	71,360,420	40.05	-	-	-	-	-	-	-	40.05		



(D)(c)(i) Statement showing holding of securities (including shares, warrants, convertible securities) of persons belonging to the category "Public" and holding more than 1% of the total number of shares

Sr.No.	Name of the shareholder	Number of shares held	Shares as a percentage of total number of shares {i.e., Grant total (A)+(B)+(C) indicated in Statement at para (I)(a) above}	Details of warrants	Details of convertible securities	Total shares (including underlying shares assuming full conversion of warrants and convertible securities) as a % of diluted share capital)		
				Number of warrants held	As a % total number of warrants of the same class	Number of convertible securities held	% w.r.t total number of convertible securities of the same class	
1	BROAD STREET INVESTMENTS (SINGAPORE) PTE. LTD	28,826,713	16.18	0	0.00	0	0.00	16.18
2	STANDARD CHARTERED IL AND FS ASIA INFRASTRUCTURE G	5,840,009	3.28	0	0.00	0	0.00	3.28
3	COPTHALL MAURITIUS INVESTMENT LIMITED	4,756,067	2.67	0	0.00	0	0.00	2.67
4	BARON EMERGING MARKETS FUND	3,752,679	2.11	0	0.00	0	0.00	2.11
5	THE SPRUCE HOUSE PARTNERSHIP LP	3,710,451	2.08	0	0.00	0	0.00	2.08
6	EMERGING INDIA FOCUS FUNDS	3,339,651	1.87	0	0.00	0	0.00	1.87
7	ACACIA PARTNERS, LP	3,240,000	1.82	0	0.00	0	0.00	1.82
8	ROUTE ONE FUND I L.P.	3,063,769	1.72	0	0.00	0	0.00	1.72
9	ROUTE ONE OFFSHORE MASTER FUND L.P.	2,906,830	1.63	0	0.00	0	0.00	1.63
10	MBD BRIDGE STREET 2013 INVESTMENTS (SINGAPORE) PTE	2,882,671	1.62	0	0.00	0	0.00	1.62
11	TARA INDIA HOLDINGS A LTD	2,748,253	1.54	0	0.00	0	0.00	1.54
12	ACACIA INSTITUTIONAL PARTNERS, LP	2,700,000	1.52	0	0.00	0	0.00	1.52




13	IL AND FS TRUST COMPANY LIMITED	2,326,051	1.31	0	0.00	0	0.00	1.31
14	ACCOLADE HOLDINGS PRIVATE LIMITED	1,890,000	1.06	0	0.00	0	0.00	1.06
15	LIFE INSURANCE CORPORATION OF INDIA	1,885,299	1.06	0	0.00	0	0.00	1.06
	TOTAL :	73868443	41.45	0	0.00	0	0.00	41.45




(1)(c)(ii) Statement showing holding of securities (including shares, warrants, convertible securities) of persons (together with PAC) belonging to the category "Public" and holding more than 5% of the total number of shares of the company


Sr.No.	Name(s) of the shareholder(s) and the Persons Acting in Concert (PAC) with them	Number of shares held	Shares as a percentage of total number of shares (i.e., Grant total (A)+(B)+(C) indicated in Statement at para (1)(a) above)	Details of warrants		Details of convertible securities		Total shares (including underlying shares assuming full conversion of warrants and convertible securities) as a % of diluted share capital)
				Number of warrants held	As a % total number of warrants of the same class	Number of convertible securities held	% w.r.t total number of convertible securities of the same class	
1	BROAD STREET INVESTMENTS (SINGAPORE)PTE. LTD	28,826,713	16.18	0	0.00	0	0.00	16.18
	TOTAL :	28,826,713	16.18	0	0.00	0	0.00	16.18



(D)(d) STATEMENT SHOWING DETAILS OF LOCKED-IN SHARES"				
Sr.No.	Name of the shareholder	Number of locked-in shares	Locked-in shares as a (%) percentage of total number of shares {i.e, Grand Total (A)+(B)+(C) Indicated in Statement at para (D)(a) above}	Promoter/Promoter Group/Public
TOTAL :		0	0	



(ID)(a)	STATEMENT SHOWING DETAILS OF DEPOSITORY RECEIPTS (DRS)			
Sr.No.	Type of outstanding DR (ADRs,GDRs,SDRs,etc.)	Number of outstanding DRs	Number of shares underlying outstanding DRs	Shares underlying outstanding DRs as a percentage of total number of shares {i.e., Grand Total (A)+(B)+(C) indicated in Statement at Para(D)(a) above}
	TOTAL :	0	0	0



(II)(b)	Statement showing Holding of Depository Receipts (DRs), where underlying shares held by "Promoter/Promoter group" are in excess of 1% of the total number shares.			
Sr.No.	Name of the DR Holder	Type of outstanding DR (ADRs, GDRs, SD Rs, etc.)	Number of shares underlying outstanding DRs	Shares underlying outstanding DRs as a percentage of total number of shares {i.e., Grand Total (A)+(B)+(C) indicated in Statement at para(I)(a) above}
	TOTAL :		0	0

