



October 11, 2017

**The National Stock Exchange of India Limited**  
Exchange Plaza, Fifth Floor  
Plot no. C/1, G- Block  
Bandra Kula Complex  
Bandra (E), Mumbai – 400051  
Scrip name/code: DEN

**The BSE Limited**  
15<sup>th</sup> Floor, P J Towers  
Dalal Street, Mumbai - 400001  
Scrip code: 533137

**Sub:- Shareholding pattern under regulation 31 of the SEBI (LODR) Regulation, 2015**

Dear Sir/ Madam,

Please find enclosed Shareholding Pattern of DEN Networks Limited for the quarter ended September 30, 2017 in compliance with regulation 31 of the Securities and Exchange Board of India (Listing Obligations and Disclosure Requirements) in prescribed format.

You are requested to take note of the same.

Yours faithfully

For DEN Networks Limited

The stamp is circular with the text "DEN NETWORKS LIMITED" around the perimeter and "New Delhi" in the center. A handwritten signature is written across the stamp.

**Jatin Mahajan**  
(Company Secretary)  
Membership no. F6887

*Encl: As stated above.*

**DEN Networks Limited**

CIN: L92490DL2007PLC165673

Registered Office: 236, Okhla Industrial Estate, Phase – III, New Delhi – 110 020.

Landline: +91 11 40522200 || Facsimile: +91 11 40522203 || E-Mail : den@denonline.in || www.dennetworks.com

Format of Holding of Specified securities

1. Name of Listed Entity: DEN NETWORKS LIMITED
2. Scrip Code/Name of Scrip/Class of Security: 533137, DEN, EQUITY SHARES
3. Share Holding Pattern Filed under: Reg. 31(1)(a)/Reg.31(1)(b)/Reg.31(1)(c)
  - a. if under 31(1)(b) then indicate the report for quarter ending 30/09/2017
  - b. if under 31(1)(c) then indicate date of allotment/extinguishment
4. Declaration : The Listed entity is required to submit the following declaration to the extent of submission of information:

Particulars	YES*	NO*
a Whether the Listed Entity has issued any partly paid up shares	No	
b Whether the Listed Entity has issued any Convertible Securities or Warrants?	No	
c Whether the Listed Entity has any shares against which depository receipts are issued?	No	
d Whether the Listed Entity has any shares in locked-in?		Yes
e Whether any shares held by promoters are pledge or otherwise encumbered?		Yes

\*if the Listed Entity selects the option 'NO' for the questions above, the columns for the partly paid up shares, Outstanding Convertible Securities/Warrants, depository receipts, locked-in shares, No of shares pledged or otherwise encumbered by promoters, as applicable, shall not be displayed at the time of dissemination on the Stock Exchange website. Also wherever there is 'No' declared by Listed entity in above table the values will be considered as 'Zero' by default on submission of the format of holding of specified securities.

- 5 The tabular format for disclosure of holding of specified securities is as follows:



Table I - Summary Statement holding of specified securities

Category	Category of Shareholder	No of Shareholders	No of fully paid up equity shares held	No of Partly paid-up equity shares held	No of Shares Underlying Depository Receipts	Total No of Shares Held (VII) = (IV)+(V)+(VI)	Shareholding as a % of total no of shares (As a % of (A+B+C2))	Number of Voting Rights held in each class of securities			No of Shares Outstanding convertible securities (Including Warrants)	Shareholding as a % assuming full conversion of convertible Securities (as a percentage of diluted share capital)	Number of Locked in Shares		Number of Shares pledged or otherwise encumbered		Number of equity shares held in dematerialized form	
								Class X	Class Y	Total			No.	As a % of total Shares held	No.	As a % of total Shares held		
(I)	(II)	(III)	(IV)	(V)	(VI)	(VII)	(VIII)	(IX)			(X)	(XI)	(XII)		(XIII)		(XIV)	
(A)	Promoter & Promoter Group	7	713,60,420	0	0	713,60,420	36.45	713,60,420	0	713,60,420	36.45	0	36.45	0	0	82,00,000	11.49	713,60,420
(B)	Public	12,615	1239,57,494	0	0	1239,57,494	63.32	1239,57,494	0	1239,57,494	63.32	0	63.32	158,26,039	12.77	NA	NA	1237,48,524
(C1)	Shares underlying DRs	0	0	0	0	0	NA	0	0	0	0	0	NA	0	0	NA	NA	0
(C2)	Shares held by Employes Trusts	1	4,57,931	0	0	4,57,931	0.23	4,57,931	0	4,57,931	0.23	0	0.23	0	0	NA	NA	4,57,931
	<b>Total:</b>	<b>12,623</b>	<b>1957,75,845</b>	<b>0</b>	<b>0</b>	<b>1957,75,845</b>	<b>100.00</b>	<b>1957,75,845</b>	<b>0</b>	<b>1957,75,845</b>	<b>100.00</b>	<b>0</b>	<b>100.00</b>	<b>158,26,039</b>	<b>8.08</b>	<b>82,00,000</b>	<b>11.49</b>	<b>1955,66,875</b>





Table II - Statement showing shareholding pattern of the Promoter and Promoter Group

Category	Category & Name of the Shareholder	PAN	No of Shareholders	No of fully paid up equity shares held	No of Partly paid-up equity shares held	No of Shares Underlying Depository Receipts	Total No of Shares Held (IV+V+VI)	Shareholding as a % of total no of shares (calculated as per SCRR, 1957 (VIII) As a % of (A+B+C2)	Number of Voting Rights held in each class of securities			No of Shares Underlying Outstanding convertible securities (Including Warrants)	Shareholding as a % assuming full conversion of convertible Securities (as a percentage of diluted share capital) (VII)+(X) As a % of (A+B+C2)	Number of Locked in Shares		Number of Shares pledged or otherwise encumbered		Number of equity shares held in dematerialized form	
									Class X	Class Y	Total			Total as a % of	No.	As a % of total	No.		As a % of total
(1)	Indian																		
(a)	Individuals/Hindu undivided Family		4	508,07,950	0	0	508,07,950	25.95	508,07,950	0	508,07,950	25.95	0	25.95	0	0.00	0	0.00	508,07,950
	VANDANA MANCHANDA	AAOPM4142R	1	3,70,900	0	0	3,70,900	0.19	3,70,900	0	3,70,900	0.19	0	0.19	0	0.00	0	0.00	3,70,900
	KAVITA MANCHANDA	AAOPM4143Q	1	37,57,500	0	0	37,57,500	1.92	37,57,500	0	37,57,500	1.92	0	1.92	0	0.00	0	0.00	37,57,500
	SAMEER MANCHANDA	AARPM0062H	1	466,54,550	0	0	466,54,550	23.83	466,54,550	0	466,54,550	23.83	0	23.83	0	0.00	0	0.00	466,54,550
	SANJEEV MANCHANDA	AARPM0064B	1	25,000	0	0	25,000	0.01	25,000	0	25,000	0.01	0	0.01	0	0.00	0	0.00	25,000
(b)	Central Government/State Government(s)		0	0	0	0	0	0.00	0	0	0	0.00	0	0.00	0	0.00	0	0.00	0
(c)	Financial Institutions/Banks		0	0	0	0	0	0.00	0	0	0	0.00	0	0.00	0	0.00	0	0.00	0
(d)	Any Other		3	205,52,470	0	0	205,52,470	10.50	205,52,470	0	205,52,470	10.50	0	10.50	0	0.00	82,00,000	39.90	205,52,470
	LUCID SYSTEMS PRIVATE LI	AAACL6883D	1	160,00,000	0	0	160,00,000	8.17	160,00,000	0	160,00,000	8.17	0	8.17	0	0.00	82,00,000	51.25	160,00,000
	ACCESS EQUITY PRIVATE LI	AABCA1218L	1	22,800	0	0	22,800	0.01	22,800	0	22,800	0.01	0	0.01	0	0.00	0	0.00	22,800
	VERVE ENGINEERING PRIVA	AACCV7364H	1	45,29,670	0	0	45,29,670	2.31	45,29,670	0	45,29,670	2.31	0	2.31	0	0.00	0	0.00	45,29,670
	<b>Sub-Total (A)(1)</b>		<b>7</b>	<b>713,60,420</b>	<b>0</b>	<b>0</b>	<b>713,60,420</b>	<b>36.45</b>	<b>713,60,420</b>	<b>0</b>	<b>713,60,420</b>	<b>36.45</b>	<b>0</b>	<b>36.45</b>	<b>0</b>	<b>0.00</b>	<b>82,00,000</b>	<b>11.49</b>	<b>713,60,420</b>
(2)	Foreign																		
(a)	Individuals (Non-Resident Individuals/Foreign Indiv		0	0	0	0	0	0.00	0	0	0	0.00	0	0.00	0	0.00	0	0.00	0
(b)	Government		0	0	0	0	0	0.00	0	0	0	0.00	0	0.00	0	0.00	0	0.00	0
(c)	Institutions		0	0	0	0	0	0.00	0	0	0	0.00	0	0.00	0	0.00	0	0.00	0
(d)	Foreign Portfolio Investor		0	0	0	0	0	0.00	0	0	0	0.00	0	0.00	0	0.00	0	0.00	0
(e)	Any Other		0	0	0	0	0	0.00	0	0	0	0.00	0	0.00	0	0.00	0	0.00	0
	<b>Sub-Total (A)(2)</b>		<b>0</b>	<b>0</b>	<b>0</b>	<b>0</b>	<b>0</b>	<b>0.00</b>	<b>0</b>	<b>0</b>	<b>0</b>	<b>0.00</b>	<b>0</b>	<b>0.00</b>	<b>0</b>	<b>0.00</b>	<b>0</b>	<b>0.00</b>	<b>0</b>
	<b>Total Shareholding of Promoter and Promoter G</b>		<b>7</b>	<b>713,60,420</b>	<b>0</b>	<b>0</b>	<b>713,60,420</b>	<b>36.45</b>	<b>713,60,420</b>	<b>0</b>	<b>713,60,420</b>	<b>36.45</b>	<b>0</b>	<b>36.45</b>	<b>0</b>	<b>0.00</b>	<b>82,00,000</b>	<b>11.49</b>	<b>713,60,420</b>



Table III - Statement showing shareholding pattern of the Public shareholder

Category	Category & Name of the Shareholder	PAN	No of Shareholders	No of fully paid up equity shares held	No of Partly paid-up equity shares held	No of Shares Underlying Depository Receipts	Total No of Shares Held (IV+V+VI)	Shareholding as a % of total no of shares (A+B+C2)	Number of Voting Rights held in each class of securities			No of Shares Underlying Outstanding convertible securities (Including Warrants)	Shareholding as a % assuming full conversion of convertible Securities (as a percentage of diluted share capital)	Number of Locked in Shares		Number of Shares pledged or otherwise encumbered		Number of equity shares held in dematerialized form	
									No of Voting Rights		Total as a % of (A+B+C)			No.	As a % of total Shares held	No.	As a % of total Shares held		
									Class X	Class Y									Total
	(I)	(II)	(III)	(IV)	(V)	(VI)	(VII)	(VIII)	(IX)		(X)	(XI)	(XII)		(XIII)		(XIV)		
(I)	Institutions																		
(a)	Mutual Funds		0	0	0	0	0	0.00	0	0	0	0.00	0	0.00	0	0.00	NA	NA	0
(b)	Venture Capital Funds		0	0	0	0	0	0.00	0	0	0	0.00	0	0.00	0	0.00	NA	NA	0
(c)	Alternate Investment Funds		0	0	0	0	0	0.00	0	0	0	0.00	0	0.00	0	0.00	NA	NA	0
(d)	Foreign Venture Capital Investors		0	0	0	0	0	0.00	0	0	0	0.00	0	0.00	0	0.00	NA	NA	0
(e)	Foreign Portfolio Investors		48	341,99,602	0	0	341,99,602	17.47	341,99,602	0	341,99,602	17.47	0	17.47	0	0.00	NA	NA	341,99,602
	ACACIA BANYAN PARTNERS	AAGCA6900N	1	20,80,000	0	0	20,80,000	1.06	20,80,000	0	20,80,000	1.06	0	1.06	0	0.00	NA	NA	20,80,000
	THE SPRUCE HOUSE PARTNERSHIP LP	AAIFT7250M	1	37,10,451	0	0	37,10,451	1.90	37,10,451	0	37,10,451	1.90	0	1.90	0	0.00	NA	NA	37,10,451
	MSD INDIA FUND,LTD	AAJCM9231B	1	36,41,519	0	0	36,41,519	1.86	36,41,519	0	36,41,519	1.86	0	1.86	0	0.00	NA	NA	36,41,519
	ACACIA PARTNERS, LP	AALFA7272K	1	44,20,000	0	0	44,20,000	2.26	44,20,000	0	44,20,000	2.26	0	2.26	0	0.00	NA	NA	44,20,000
	ACACIA INSTITUTIONAL PARTNERS, LP	AALFA7287Q	1	36,40,000	0	0	36,40,000	1.86	36,40,000	0	36,40,000	1.86	0	1.86	0	0.00	NA	NA	36,40,000
	ROUTE ONE OFFSHORE MASTER FUND L.P.	AANFR6339J	1	25,95,017	0	0	25,95,017	1.33	25,95,017	0	25,95,017	1.33	0	1.33	0	0.00	NA	NA	25,95,017
	ROUTE ONE FUND I, L.P.	AANFR6581N	1	23,99,730	0	0	23,99,730	1.23	23,99,730	0	23,99,730	1.23	0	1.23	0	0.00	NA	NA	23,99,730
	ACACIA CONSERVATION FUND LP	ABCFA8290P	1	25,40,300	0	0	25,40,300	1.30	25,40,300	0	25,40,300	1.30	0	1.30	0	0.00	NA	NA	25,40,300
(f)	Financial Institutions/Banks		4	18,98,424	0	0	18,98,424	0.97	18,98,424	0	18,98,424	0.97	0	0.97	0	0.00	NA	NA	18,98,424
(g)	Insurance Companies		0	0	0	0	0	0.00	0	0	0	0.00	0	0.00	0	0.00	NA	NA	0
(h)	Provident Funds/Pension Funds		0	0	0	0	0	0.00	0	0	0	0.00	0	0.00	0	0.00	NA	NA	0
(i)	Any Other																		
	FOREIGN CORPORATE BODIES		6	566,74,149	0	0	566,74,149	28.95	566,74,149	0	566,74,149	28.95	0	28.95	158,26,039	27.92	NA	NA	566,74,149
	TARA INDIA HOLDINGS A LTD	AACCT8437D	1	27,48,253	0	0	27,48,253	1.40	27,48,253	0	27,48,253	1.40	0	1.40	0	0.00	NA	NA	27,48,253
	BROAD STREET INVESTMENTS (SINGAPORE)PTE. LTD	AAFCE4970J	1	418,28,930	0	0	418,28,930	21.37	418,28,930	0	418,28,930	21.37	0	21.37	130,02,217	31.08	NA	NA	418,28,930




	MBD BRIDGE STREET 2013 INVESTMENTS (SINGAPORE) PTE	AAICM6046R	1	28,82,671	0	0	28,82,671	1.47	28,82,671	0	28,82,671	1.47	0	1.47	0	0.00	NA	NA	28,82,671
	MBD BRIDGE STREET 2016 INVESTMENTS (SINGAPORE) PTE	AAKCM6082H	1	28,23,822	0	0	28,23,822	1.44	28,23,822	0	28,23,822	1.44	0	1.44	28,23,822	100.00	NA	NA	28,23,822
	STANDARD CHARTERED IL AND FS ASIA INFRASTRUCTURE G	AAMCS7796N	1	58,40,009	0	0	58,40,009	2.98	58,40,009	0	58,40,009	2.98	0	2.98	0	0.00	NA	NA	58,40,009
	<b>Sub Total (B)(1)</b>		<b>58</b>	<b>927,72,175</b>	<b>0</b>	<b>0</b>	<b>927,72,175</b>	<b>47.39</b>	<b>927,72,175</b>	<b>0</b>	<b>927,72,175</b>	<b>47.39</b>	<b>0</b>	<b>47.39</b>	<b>158,26,039</b>	<b>17.06</b>	<b>NA</b>	<b>NA</b>	<b>927,72,175</b>
(2)	Central Government/State Government(s)/President of India		0	0	0	0	0	0.00	0	0	0	0.00	0	0.00	0	0.00	NA	NA	0
	<b>Sub Total (B)(2)</b>		<b>0</b>	<b>0</b>	<b>0</b>	<b>0</b>	<b>0</b>	<b>0.00</b>	<b>0</b>	<b>0</b>	<b>0</b>	<b>0.00</b>	<b>0</b>	<b>0.00</b>	<b>0</b>	<b>0.00</b>	<b>NA</b>	<b>NA</b>	<b>0</b>
(3)	Non-Institutions																		
(a)	i. Individual shareholders holding nominal share capital up to Rs.2 lakhs		11,769	40,43,744	0	0	40,43,744	2.07	40,43,744	0	40,43,744	2.07	0	2.07		0.00	NA	NA	39,72,564
	ii. Individual shareholders holding nominal share capital in excess of Rs. 2 Lakhs		57	135,33,961	0	0	135,33,961	6.91	135,33,961	0	135,33,961	6.91	0	6.91		0.00	NA	NA	133,96,171
(b)	NBFCs Registered with RBI		4	93,756	0	0	93,756	0.05	93,756	0	93,756	0.05	0	0.05	0	0.00	NA	NA	93,756
(c)	Employee Trusts		0	0	0	0	0	0.00	0	0	0	0.00	0	0.00	0	0.00	NA	NA	-
(d)	Overseas Depositories (Holding DRs)(Balancing figure)		0	0	0	0	0	0.00	0	0	0	0.00	0	0.00	0	0.00	NA	NA	-
(e)	Any Other																		
	TRUSTS		2	3,00,800	0	0	3,00,800	0.15	3,00,800	0	3,00,800	0.15	0	0.15	0	0.00	NA	NA	3,00,800
	NON RESIDENT INDIANS		93	1,32,571	0	0	1,32,571	0.07	1,32,571	0	1,32,571	0.07	0	0.07	0	0.00	NA	NA	1,32,571
	CLEARING MEMBERS		135	3,39,879	0	0	3,39,879	0.17	3,39,879	0	3,39,879	0.17	0	0.17	0	0.00	NA	NA	3,39,879
	NON RESIDENT INDIAN NON REPATRIABLE		46	1,42,029	0	0	1,42,029	0.07	1,42,029	0	1,42,029	0.07	0	0.07	0	0.00	NA	NA	1,42,029
	BODIES CORPORATES		451	125,98,579	0	0	125,98,579	6.44	125,98,579	0	125,98,579	6.44	0	6.44	0	0.00	NA	NA	125,98,579
	VISTRA ITCL INDIA LIMITED	AAATT9623J	1	23,26,051	0	0	23,26,051	1.19	23,26,051	0	23,26,051	1.19	0	1.19	0	0.00	NA	NA	23,26,051
	<b>Sub Total (B)(3)</b>		<b>12,557</b>	<b>311,85,319</b>	<b>0</b>	<b>0</b>	<b>311,85,319</b>	<b>15.93</b>	<b>311,85,319</b>	<b>0</b>	<b>311,85,319</b>	<b>15.93</b>	<b>0</b>	<b>15.93</b>	<b>0</b>	<b>0.00</b>			<b>309,76,349</b>
	<b>Total Public Shareholding (B) = (B)(1)+(B)(2)+(B)(3)</b>		<b>12,615</b>	<b>1239,57,494</b>	<b>0</b>	<b>0</b>	<b>1239,57,494</b>	<b>63.32</b>	<b>1239,57,494</b>	<b>0</b>	<b>1239,57,494</b>	<b>63.32</b>	<b>0</b>	<b>63.32</b>	<b>158,26,039</b>	<b>12.77</b>			<b>1237,48,524</b>




**Table IV - Statement showing shareholding pattern of the Non Promoter - Non Public Shareholder**

Category	Category & Name of the Shareholder	PAN	No of Shareholders	No of fully paid up equity shares held	No of Partly paid-up equity shares held	No of Shares Underlying Depository Receipts	Total No of Shares Held (IV+V+VI)	Shareholding as a % of total no of shares (A+B+C2)	Number of Voting Rights held in each class of securities			No of Shares Underlying Outstanding convertible securities (Including Warrants)	Shareholding as a % assuming full conversion of convertible Securities (as a percentage of diluted share capital)	Number of Locked in Shares		Number of Shares pledged or otherwise encumbered		Number of equity shares held in dematerialized form	
									No of Voting Rights		Total as a % of			No.	As a % of total	No.	As a % of total		
									Class X	Class Y	Total								
(I)	(II)	(III)	(IV)	(V)	(VI)	(VII)	(VIII)	(IX)			(X)	(XI)	(XII)		(XIII)		(XIV)		
(1)	Custodian/DR Holder		0	0	0	0	0	0.00	0	0	0	0.00	0	0.00	0	0.00	NA	NA	0
(2)	Employee Benefit Trust (under SEBI(Share based Employee Benefit) Regulations 2014)		1	4,57,931	0	0	4,57,931	0.23	4,57,931	0	4,57,931	0.23	0	0.23	0	0.00	NA	NA	4,57,931
	<b>Total Non-Promoter-Non Public Shareholding (C) = (C)(1)+(C)(2)</b>		<b>1</b>	<b>4,57,931</b>	<b>0</b>	<b>0</b>	<b>4,57,931</b>	<b>0.23</b>	<b>4,57,931</b>	<b>0</b>	<b>4,57,931</b>	<b>0.23</b>	<b>0</b>	<b>0.23</b>	<b>0</b>	<b>0.00</b>			<b>4,57,931</b>



<b>Details of the shareholders acting as persons in Concert including their Shareholding:</b>			
Name of Shareholder	Name of PAC	No of shares	Holding%
<b>Total:</b>		<b>0</b>	<b>0</b>





**Details of Shares which remain unclaimed may be given hear along with details such as number of shareholders, outstanding shares held in demat/unclaimed suspense account**

No of Shareholders

No of shares

