



**(1)(a) STATEMENT SHOWING SHAREHOLDING PATTERN IN CLAUSE-35**

<b>NAME OF THE COMPANY: DEN NETWORKS LIMITED</b>		<b>Name of the Scrip: DEN</b>	
<b>SCRIP CODE:</b>	533137		
<b>Class of Security:</b>	EQUITY		
<b>QUARTER ENDED:</b>	30/09/2014		
<b>Partly paid-up shares</b>	<b>No. of partly paid-up shares</b>	<b>As a % of total no. of partly paid-up shares</b>	<b>As a % of total no. of shares of the Company.</b>
Held by promoter/promoter group	0	0	0
Held by Public	0	0	0
<b>Total:</b>	<b>0</b>	<b>0</b>	<b>0</b>
<b>Outstanding convertible securities:</b>	<b>No. of outstanding securities</b>	<b>As a % of total no. of outstanding convertible securities.</b>	<b>As a % of total no. of shares of the Company assuming full conversion of the convertible securities</b>
Held by promoter/promoter group	0	0	0
Held by Public	0	0	0
<b>Total:</b>	<b>0</b>	<b>0</b>	<b>0</b>
<b>Warrants:</b>	<b>No. of warrants</b>	<b>As a % of total no. of warrants</b>	<b>As a % of total no. of shares of the Company, assuming full conversion of warrants</b>
Held by promoter/promoter group	0	0	0
Held by Public	0	0	0
<b>Total:</b>	<b>0</b>	<b>0</b>	<b>0</b>
<b>Total paid-up capital of the Company, assuming full conversion of warrants and convertible securities</b>	<b>178199806</b>	<b>0</b>	<b>100.00</b>



CATEGORY CODE	CATEGORY OF SHAREHOLDER (i)	NO OF SHAREHOLDERS (iii)	TOTAL NUMBER OF SHARES (iv)	NO OF SHARES HELD IN DEMATERIALIZED FORM (v)	TOTAL SHAREHOLDING AS A % OF TOTAL NO. OF SHARES		SHARES PLEDGE OR OTHERWISE ENCUMBERED		
					AS a PERCENTAGE of (A+B) (vi)	AS a PERCENTAGE of (A+B+C) (vii)	NUMBER OF SHARES (viii)	AS a PERCENTAGE AS a PERCENTAGE (ix)=(viii)/(iv)*100	
(A)	PROMOTER AND PROMOTER GROUP								
(1)	INDIAN								
(a)	Individual / HUF	3	5,08,07,950	5,08,07,950	28.51	28.51	0	0.00	0.00
(b)	Central Government/State Government(s)	0	-	-	0.00	0.00	0	0.00	0.00
(c)	Bodies Corporate	3	2,05,52,470	2,05,52,470	11.53	11.53	0	0.00	0.00
(d)	Financial Institutions / Banks	0	-	-	0.00	0.00	0	0.00	0.00
(e)	Others	0	-	-	0.00	0.00	0	0.00	0.00
	<b>Sub-Total A(1) :</b>	<b>6</b>	<b>7,13,60,420</b>	<b>7,13,60,420</b>	<b>40.05</b>	<b>40.05</b>	<b>0</b>	<b>0.00</b>	<b>0.00</b>
(2)	FOREIGN								
(a)	Individuals (NRIs/Foreign Individuals)	0	-	-	0.00	0.00	0	0.00	0.00
(b)	Bodies Corporate	0	-	-	0.00	0.00	0	0.00	0.00
(c)	Institutions	0	-	-	0.00	0.00	0	0.00	0.00
(d)	Qualified Foreign Investor	0	-	-	0.00	0.00	0	0.00	0.00
(e)	Others	0	-	-	0.00	0.00	0	0.00	0.00
	<b>Sub-Total A(2) :</b>	<b>0</b>	<b>-</b>	<b>-</b>	<b>0.00</b>	<b>0.00</b>	<b>0</b>	<b>0.00</b>	<b>0.00</b>
	<b>Total A=A(1)+A(2)</b>	<b>6</b>	<b>7,13,60,420</b>	<b>7,13,60,420</b>	<b>40.05</b>	<b>40.05</b>	<b>0</b>	<b>0.00</b>	<b>0.00</b>
(B)	PUBLIC SHAREHOLDING								
(1)	INSTITUTIONS								
(a)	Mutual Funds /UTI	4	1,36,616	1,36,616	0.08	0.08	0	0.00	0.00
(b)	Financial Institutions / Banks	4	18,90,346	18,90,346	1.06	1.06	0	0.00	0.00
(c)	Central Government / State Government(s)	0	-	-	0.00	0.00	0	0.00	0.00
(d)	Venture Capital Funds	0	-	-	0.00	0.00	0	0.00	0.00
(e)	Insurance Companies	0	-	-	0.00	0.00	0	0.00	0.00
(f)	Foreign Institutional Investors	61	3,62,09,044	3,62,09,044	20.32	20.32	0	0.00	0.00
(g)	Foreign Venture Capital Investors	0	-	-	0.00	0.00	0	0.00	0.00
(h)	Qualified Foreign Investor	1	19,44,393	19,44,393	1.09	1.09	0	0.00	0.00
(i)	Others	0	-	-	0.00	0.00	0	0.00	0.00
	<b>Sub-Total B(1) :</b>	<b>70</b>	<b>4,01,80,399</b>	<b>4,01,80,399</b>	<b>22.55</b>	<b>22.55</b>	<b>0</b>	<b>0.00</b>	<b>0.00</b>
(2)	NON-INSTITUTIONS								
(a)	Bodies Corporate	390	1,61,19,107	1,61,19,107	9.05	9.05	0	0.00	0.00
(b)	Individuals								
	(i) Individuals holding nominal share capital upto Rs.1 lakh	6492	13,40,204	12,62,638	0.75	0.75	0	0.00	0.00
	(ii) Individuals holding nominal share capital in excess of Rs.1 lakh	64	77,62,695	76,24,905	4.36	4.36	0	0.00	0.00



CATEGORY CODE	CATEGORY OF SHAREHOLDER	NO OF SHAREHOLDERS (iii)	TOTAL NUMBER OF SHARES (iv)	NO OF SHARES HELD IN DEMATERIALIZED FORM (v)	TOTAL SHAREHOLDING AS A % OF TOTAL NO OF SHARES			SHARES PLEDGE OR OTHERWISE ENCUMBERED
					AS a PERCENTAGE of (A+B) (vi)	As a PERCENTAGE of (A+B+C) (vii)	NUMBER OF SHARES (viii)	
(f)	(ii)							
(c)	Others							
	FOREIGN BODIES	5	4,08,48,110	4,08,48,110	22.92			
	NON RESIDENT INDIANS	83	41,565	41,565	0.02			
	CLEARING MEMBERS	63	5,47,306	5,47,306	0.31			
(d)	Qualified Foreign Investor	0	-	-	0.00			
	Sub-Total B(2) :	7097	6,66,58,987	6,64,43,631	37.41			
	Total B=B(1)+B(2) :	7167	10,68,39,386	10,66,24,030	59.95			
	Total (A+B) :	7173	17,81,99,806	17,79,84,450	100.00			
(c)	Shares held by custodians, against which Depository Receipts have been issued							
(1)	Promoter and Promoter Group							
(2)	Public	0	-	-	0.00			
	GRAND TOTAL (A+B+C) :	7173	17,81,99,806	17,79,84,450	100.00		0	0.00



(f)(b) Statement showing holding of securities (including shares, warrants, convertible securities) of persons belonging to the category "Promoter and Promoter Group"

Sr.No	Name of the Shareholder	Details of Shares held		Encumbered shares (*)		Details of Warrants		Details of convertible securities		Total Shares (including underlying shares assuming full conversion of warrants and convertible securities) as % of diluted share capital	
		No. of Shares held (iii)	As a % of grand total (A)+(B)+(C) (iv)	Pledge Shares (v)	AS a percentage (vi)=(v)/(iii)*100 (vii)	AS a % of grand total (A) + (B) + (C) of sub-clause (i)(a) (viii)	Number of warrants held (viii)	As a % total number of warrants of the same class (ix)	Number of convertible securities held (x)		As a % total number of convertible securities of the same class (xi)
(i)	(ii)	(iii)	(iv)	(v)	(vi)	(vii)	(viii)	(ix)	(x)	(xi)	(xii)
1	SAMEER MANCHANDA	4,66,54,550	26.18	0	0.00	0.00	0	0.00	0	0.00	26.1
2	LUCID SYSTEMS PRIVATE LIMITED	1,60,00,000	8.98	0	0.00	0.00	0	0.00	0	0.00	8.98
3	VERVE ENGINEERING PRIVATE LIMITED	45,29,670	2.54	0	0.00	0.00	0	0.00	0	0.00	2.54
4	KAVITA MANCHANDA	37,57,500	2.11	0	0.00	0.00	0	0.00	0	0.00	2.11
5	SANJEEV MANCHANDA	3,95,900	0.22	0	0.00	0.00	0	0.00	0	0.00	0.22
6	ACCESS EQUITY PVT LTD	22,800	0.01	0	0.00	0.00	0	0.00	0	0.00	0.01
<b>TOTAL :</b>		<b>7,13,60,420</b>	<b>40.05</b>	<b>0</b>	<b>0.00</b>	<b>0.00</b>	<b>0</b>	<b>0.00</b>	<b>0</b>	<b>0.00</b>	<b>40.05</b>



(i)(c)(i) Statement showing holding of securities (including shares, warrants, convertible securities) of persons belonging to the category "Public" and holding more than 1% of the total number of shares									
Sr.No.	Name of the shareholder	Number of shares held	Shares as a percentage of total number of shares (i.e., Grant total (A)+(B)+(C) indicated in Statement at para (i)(a) above)	Details of warrants		Details of convertible securities		Total shares (including underlying shares assuming full conversion of warrants and convertible securities) as a % of diluted share capital	
				Number of warrants held	As a % total number of warrants of the same class	Number of convertible securities held	% w.r.t total number of convertible securities of the same class		
1	BROAD STREET INVESTMENTS (SINGAPORE) PTE. LTD	2,88,26,713	16.18	0	0.00	0	0.00	16.18	
2	STANDARD CHARTERED IL AND FS ASIA INFRASTRUCTURE G	58,40,009	3.28	0	0.00	0	0.00	3.28	
3	COPTHALL MAURITIUS INVESTMENT LIMITED	46,83,209	2.63	0	0.00	0	0.00	2.63	
4	EMERGING INDIA FOCUS FUNDS	34,75,085	1.95	0	0.00	0	0.00	1.95	
5	BARON EMERGING MARKETS FUND	29,72,679	1.67	0	0.00	0	0.00	1.67	
6	MBD BRIDGE STREET 2013 INVESTMENTS (SINGAPORE) PTE	28,82,671	1.62	0	0.00	0	0.00	1.62	
7	TARA INDIA HOLDINGS A LTD	27,48,253	1.54	0	0.00	0	0.00	1.54	
8	IL AND FS TRUST COMPANY LIMITED	23,26,051	1.31	0	0.00	0	0.00	1.31	
9	COLLEGE RETIREMENT EQUITIES FUND - STOCK ACCOUNT	23,24,149	1.30	0	0.00	0	0.00	1.30	
10	ACACIA PARTNERS, LP	21,60,000	1.21	0	0.00	0	0.00	1.21	
11	ROUTE ONE INVESTMENT COMPANY, L.P. A/C ROUTE ONE FUND I, L.P.	21,40,175	1.20	0	0.00	0	0.00	1.20	
12	ROUTE ONE INVESTMENT COMPANY, L.P. A/C ROUTE ONE OFFSHORE MASTER	19,51,104	1.09	0	0.00	0	0.00	1.09	
13	THE SPRUCE HOUSE PARTNERSHIP LP	19,44,393	1.09	0	0.00	0	0.00	1.09	
14	ACCOLADE HOLDINGS PRIVATE LIMITED	18,90,000	1.06	0	0.00	0	0.00	1.06	
15	LIFE INSURANCE CORPORATION OF INDIA	18,85,299	1.06	0	0.00	0	0.00	1.06	
	<b>TOTAL :</b>	<b>6,80,49,790</b>	<b>38.19</b>	<b>0</b>	<b>0.00</b>	<b>0</b>	<b>0.00</b>	<b>38.19</b>	




(U)(c)(ii) Statement showing holding of securities (including shares, warrants, convertible securities) of persons (together with PAC) belonging to the category "Public" and holding more than 5% of the total number of shares of the compa							
Sr.No.	Name(s) of the shareholder(s) and the Persons Acting in Concert (PAC) w/ shares held	Number of w/shares held	Shares as a percentage of total number of shares (i.e., Grant total (A)+(B)+(C) indicated in Statement at para (U)(a) above)		Details of warrants		Total shares (including underlying shares assuming full conversion of warrants and convertible securities) as a % of diluted share capital)
			Number of warrants held	As a % total number of warrants of the same class	Number of convertible securities held	% w.r.t total number of convertible securities of the same class	
1	BROAD STREET INVESTMENTS (SINGAPORE) PTE. LTD	2,88,26,713	16.18	0	0.00	0	16.18
<b>TOTAL :</b>		<b>2,88,26,713</b>	<b>16.18</b>	<b>0</b>	<b>0.00</b>	<b>0</b>	<b>16.18</b>



STATEMENT SHOWING DETAILS OF LOCKED-IN SHARES"			
(U)(G)			
Sr.No.	Name of the shareholder	Number of locked-in shares	Locked-in shares as a [%] percentage of total number of shares (i.e., Grand Total (A)+(B)+(C) Indicated in Statement at para (f)(a) above)
			Promoter/Promoter Group/Public
			0.00
			0.00
	TOTAL :	-	0.00



STATEMENT SHOWING DETAILS OF DEPOSITORY RECEIPTS (DRS)			
(i)/(a)	Number of outstanding DRS	Number of shares underlying outstanding DRS	Shares underlying outstanding DRS as a percentage of total number of shares (i.e., Grand Total (A)+(B)+(C) indicated in Statement at Para(i)(a) above)
Sr.No.	Type of outstanding DR (ADRs, GDRs, SDRs, etc.)	Number of outstanding DRS	Number of shares underlying outstanding DRS
TOTAL :			0





(U)(b)	Statement showing Holding of Depository Receipts (DRs), where underlying shares held by "Promoter/Promoter group" are in excess of 1% of the total number shares.				
Sr.No.	Name of the DR Holder	Type of outstanding DR (ADRs,GDRs,SDRs, etc.)	Number of shares underlying outstanding DRs	Shares underlying outstanding DRs as a percentage of total number of shares (i.e., Grand Total (A)+(B)+(C) indicated in Statement at para(i)(a) above)	
				0	0
TOTAL :					0

