



April 19, 2016

The National Stock Exchange of India Limited
Exchange Plaza, Fifth Floor
Plot no. C/1, G- Block
Bandra Kula Complex
Bandra (E), Mumbai – 400051

The BSE Limited
15th Floor, P J Towers
Dalal Street, Mumbai - 400001

Sub:- Shareholding pattern under regulation 31 of the SEBI (LODR) Regulation, 2015


Dear Sir/ Madam,


Please find enclosed Shareholding Pattern of DEN Networks Limited for the quarter ended March 31, 2016 in compliance with regulation 31 of the Securities and Exchange Board of India (Listing Obligations and Disclosure Requirements) in prescribed format.

You are requested to take note of the same.

Yours faithfully

For DEN Networks Limited


Jatin Mahajan
(Company Secretary)
Membership no. F6887 *



Encl: As stated above.

Format of Holding of Specified securities

1. Name of Listed Entity: DEN NETWORKS LIMITED
2. Scrip Code/Name of Scrip/Class of Security: 533137, DEN, EQUITY SHARES
3. Share Holding Pattern Filed under: Reg. 31(1)(a)/Reg.31(1)(b)/Reg.31(c)(c)
 - a. if under 31(1)(b) then indicate the report for quarter ending 31/03/2016
 - b. if under 31(1)(c) then indicate date of allotment/extinguishment

4. Declaration : The Listed entity is required to submit the following declaration to the extent of submission of information:

Particulars	YES*	NO*
a. Whether the Listed Entity has issued any partly paid up shares		NO
b. Whether the Listed Entity has issued any Convertible Securities or Warrants?		NO
c. Whether the Listed Entity has any shares against which depository receipts are issued?		NO
d. Whether the Listed Entity has any shares in locked-in?		NO
e. Whether any shares held by promoters are pledge or otherwise encumbered?	YES	

*if the Listed Entity selects the option 'NO' for the questions above, the columns for the partly paid up shares, Outstanding Convertible Securities/Warrants, depository receipts, locked-in shares, No of shares pledged or otherwise encumbered by promoters, as applicable, shall not be displayed at the time of dissemination on the Stock Exchange website. Also wherever there is 'No' declared by Listed entity in above table the values will be considered as 'Zero' by default on submission of the format of holding of specified securities.

5 The tabular format for disclosure of holding of specified securities is as follows:



Table I - Summary Statement holding of specified securities

Category	Category of Shareholder	No of Share holder	No of fully paid up equity shares held	No of Partly paid-up equity shares held	No of Shares Underlying Depository Receipts	Total No of Shares Held (VII) = (IV)+(V)+(VI)	Shareholding as a % of total no of shares (As a % of (A+B+C2))	Number of Voting Rights held in each class of securities			Total as a % of (A+B+C)	No of Shares Underlying Outstanding convertible securities (Including Warrants)	Shareholding as a % assuming full conversion of convertible securities (as a percentage of diluted share capital)	Number of Locked in Shares	As a % of total Shares held	No. pledged or otherwise encumbered	Number of Shares of total Shares held	Number of equity shares held in dematerialized form
								Class X	Class Y	Total								
(I)	(II)	(III)	(IV)	(V)	(VI)	(VII)	(VIII)	(IX)		(X)	(XI)	(XII)	(XIII)	(XIV)				
(A)	Promoter & Promoter Group	6	71369420	0	0	71360420	40.05	71360420	0	71360420	40.05	0	0.00	5500000	7.71	71360420		
(B)	Public	9533	106839386	0	0	106839386	59.95	106839386	0	106839386	59.95	0	0.00	NA	NA	106627182		
(C)	Non Promoter-Non Public																	
(C1)	Shares underlying DRS	0	0	0	0	0	NA	0	0	0	0.00	0	0.00	NA	NA	0		
(C2)	Shares held by Employees Trusts	0	0	0	0	0	0.00	0	0	0	0.00	0	0.00	NA	NA	0		
	Total:	9539	178199806	0	0	178199806	100.00	178199806	0	178199806	100.00	0	0.00	5500000	7.71	177987602		




Table II : Statement showing shareholding pattern of the Promoter and Promoter Group

Category	Category & Name of the Shareholder	PAN	No of Shareholders	No of fully paid up shares held	No of Partly paid up equity shares held	No of Shares Underlying Depository Receipts	No of Total No of Shares Held (IV+V+VI)	Shareholding as a % of total no of shares (calculated as per SCRR, 1957 (VIII) As a % of (A+B+C2)	Number of Voting Rights held in each class of securities			No of Shares of olding as a % assumed full conversion of convertible Securities (as a percent age of diluted securities share (Incl capital) (VII)+(X) As a % of Warrants (A+B+) C2)	No. of Locked in Shares	As a % of total Shares held	No. of pledged or otherwise encumbered	As a % of total Shares held	Number of equity shares held in dematerialized form		
(I)	(II)	(III)	(IV)	(V)	(VI)	(VII)	(VIII)	(IX)	Class X	Class Y	Total	Total as a % of (A+B+C)	(X)	(XI)	(XII)	(XIII)	(XIV)	(XV)	
(a)	Indian Individuals/Hindu undivided Family		3	50807950	0	0	50807950	28.51	50807950	0	50807950	28.51	0	28.51	0	0.00	0	0.00	50807950
	KA VITA MANCHANDA	AAOPM4143Q	1	3757500	0	0	3757500	2.11	3757500	0	3757500	2.11	0	2.11	0	0.00	0	0.00	3757500
	SAMEER MANCHANDA	AARPM0062H	1	46654550	0	0	46654550	26.18	46654550	0	46654550	26.18	0	26.18	0	0.00	0	0.00	46654550
	SANJEEV MANCHANDA	AARPM0064B	1	395900	0	0	395900	0.22	395900	0	395900	0.22	0	0.22	0	0.00	0	0.00	395900
									No of Voting Rights										
									Class X	Class Y	Total	Total as a % of (A+B+C)							



(b)	Central Government/State Government(s)		0	0	0	0	0	0	0	0	0	0	0	0	0	0	0	0	0	0	0	0	0			
(c)	Financial Institutions/Banks		0	0	0	0	0	0	0	0	0	0	0	0	0	0	0	0	0	0	0	0	0			
(d)	Any Other		3	20552470	0	0	20552470	11.53	20552470	0	0	20552470	11.53	0	11.53	0	0.00	0	0.00	0	0.00	0	0.00	5500000	26.76	20552470
	LUCID SYSTEMS PRIVATE LIMITED	AAAACL6883D	1	16000000	0	0	16000000	8.98	16000000	0	0	16000000	8.98	0	8.98	0	0.00	0	0.00	0	0.00	0	0.00	5500000	34.38	16000000
	ACCESS EQUITY PVT LTD	AABCAI218L	1	22800	0	0	22800	0.01	22800	0	0	22800	0.01	0	0.01	0	0.00	0	0.00	0	0.00	0	0.00	0	0.00	22800
	VERVE ENGINEERING PRIVATE LIMITED	AACCV7364H	1	4529670	0	0	4529670	2.54	4529670	0	0	4529670	2.54	0	2.54	0	0.00	0	0.00	0	0.00	0	0.00	0	0.00	4529670
	Sub-Total (A)(1)		6	71360420	0	0	71360420	40.05	71360420	0	0	71360420	40.05	0	40.05	0	0.00	0	0.00	0	0.00	0	0.00	5500000	7.71	71360420
(2)	Foreign																									
	Individuals (Non-Resident Individuals/Foreign Individuals)		0	0	0	0	0	0.00	0	0	0	0	0.00	0	0.00	0	0.00	0	0.00	0	0.00	0	0.00	0	0.00	0
(b)	Government		0	0	0	0	0	0.00	0	0	0	0	0.00	0	0.00	0	0.00	0	0.00	0	0.00	0	0.00	0	0.00	0
(c)	Institutions		0	0	0	0	0	0.00	0	0	0	0	0.00	0	0.00	0	0.00	0	0.00	0	0.00	0	0.00	0	0.00	0
(d)	Foreign Portfolio Investor		0	0	0	0	0	0.00	0	0	0	0	0.00	0	0.00	0	0.00	0	0.00	0	0.00	0	0.00	0	0.00	0
(e)	Any Other		0	0	0	0	0	0.00	0	0	0	0	0.00	0	0.00	0	0.00	0	0.00	0	0.00	0	0.00	0	0.00	0
	Sub-Total (A)(2)		0	0	0	0	0	0.00	0	0	0	0	0.00	0	0.00	0	0.00	0	0.00	0	0.00	0	0.00	0	0.00	0
	Total Shareholding of Promoter and Promoter Group (A)=(A)(1)+(A)(2)		6	71360420	0	0	71360420	40.05	71360420	0	0	71360420	40.05	0	40.05	0	0.00	0	0.00	0	0.00	0	0.00	5500000	7.71	71360420





Table III - Statement showing shareholding pattern of the Public shareholder

Category & Name of the Shareholder	PAN	No of Shareholders	No of fully paid up equity shares held	No of Partly paid-up equity shares held	No of Shares Underlying Depository Receipts	Total No of Shares Held (IV+V+VI)	Shareholding as a % of total shares (A+B+C2)	Number of Voting Rights held in each class			No of Shares Underlying Outstanding convertible securities (including Warrants)	Shareholding as a % assuming conversion of convertible securities (including a percentage of diluted share capital)	Number of Locked in Shares	Number of Shares pledged or otherwise encumbered	Number of equity shares held in dematerialized form
								Class X	Class Y	Total					
(I)	(II)	(III)	(IV)	(V)	(VI)	(VII)	(VIII)	(IX)			(X)	(XI)	(XII)	(XIII)	(XIV)
(a) Mutual Funds		2	21159	0	0	21159	0.01	21159	0	0.01	0	0.00	NA	NA	21159
(b) Venture Capital Funds		0	0	0	0	0	0.00	0	0	0.00	0	0.00	NA	NA	0
(c) Alternate Investment Funds		0	0	0	0	0	0.00	0	0	0.00	0	0.00	NA	NA	0
(d) Foreign Venture Capital Investors		0	0	0	0	0	0.00	0	0	0.00	0	0.00	NA	NA	0
(e) Foreign Portfolio Investors		69	39190663	0	0	39190663	21.99	39190663	0	21.99	0	21.99	0.00	NA	39190663
								No of Voting Rights			Total as a % of (A+B+C)				
								Class X	Class Y	Total					




	EMERGING INDIA FOCUS FUNDS	AACCE0596N	1	3534223	0	0	3534223	1.98	3534223	0	0	3534223	1.98	0	1.98	0	0.00	NA	3534223
	BARON EMERGING MARKETS FUND	AAECB4051F	1	3752679	0	0	3752679	2.11	3752679	0	0	3752679	2.11	0	2.11	0	0.00	NA	3752679
	ACACIA BANYAN PARTNERS	AAGCA6900N	1	2080000	0	0	2080000	1.17	2080000	0	0	2080000	1.17	0	1.17	0	0.00	NA	2080000
	THE SPRUCE HOUSE PARTNERSHIP LP	AAHFT7250M	1	3710451	0	0	3710451	2.08	3710451	0	0	3710451	2.08	0	2.08	0	0.00	NA	3710451
	ACACIA PARTNERS, LP	AALFA7272K	1	4420000	0	0	4420000	2.48	4420000	0	0	4420000	2.48	0	2.48	0	0.00	NA	4420000
	ACACIA INSTITUTIONAL PARTNERS, LP	AALFA7287Q	1	3640000	0	0	3640000	2.04	3640000	0	0	3640000	2.04	0	2.04	0	0.00	NA	3640000
	ROUTE ONE OFFSHORE MASTER FUND L.P.	AAANFR6339J	1	3216031	0	0	3216031	1.80	3216031	0	0	3216031	1.80	0	1.80	0	0.00	NA	3216031
	ROUTE ONE FUND L.P.	AAANFR6581N	1	2963402	0	0	2963402	1.66	2963402	0	0	2963402	1.66	0	1.66	0	0.00	NA	2963402
	ACACIA CONSERVATION FUND LP	ABCFA8290P	1	2540300	0	0	2540300	1.43	2540300	0	0	2540300	1.43	0	1.43	0	0.00	NA	2540300
(f)	Financial Institutions/Banks		3	1896149	0	0	1896149	1.06	1896149	0	0	1896149	1.06	0	1.06	0	0.00	NA	1896149
(g)	LIFE INSURANCE CORPORATIONS OF INDIA	AAAACL0582H	1	1885299	0	0	1885299	1.06	1885299	0	0	1885299	1.06	0	1.06	0	0.00	NA	1885299
(g)	Insurance Companies		0	0	0	0	0	0.00	0	0	0	0	0.00	0	0.00	0	0.00	NA	0
(h)	Provident Funds/Pension Funds		0	0	0	0	0	0.00	0	0	0	0	0.00	0	0.00	0	0.00	NA	0
(i)	Any Other																		



	FOREIGN CORPORATE BODIES		5	40848110	0	0	40848110	22.92	40848110	0	0	40848110	22.92	0	22.92	0	0.00	NA	NA	40848110
	TARA INDIA HOLDINGS A LTD	AACT8437D	1	2748253	0	0	2748253	1.54	2748253	0	0	2748253	1.54	0	1.54	0	0.00	NA	NA	2748253
	BROAD STREET INVESTMENTS (SINGAPORE) PTE LTD	AAFCB4970I	1	28826713	0	0	28826713	16.18	28826713	0	0	28826713	16.18	0	16.18	0	0.00	NA	NA	28826713
	MBD BRIDGE STREET 2013 INVESTMENTS (SINGAPORE) PTE	AAICM6046R	1	2882671	0	0	2882671	1.62	2882671	0	*	2882671	1.62	0	1.62	0	0.00	NA	NA	2882671
	STANDARD CHARTERED IL AND FS ASIA INFRASTRUCTURE GROWTH FUND COMPANY PTE LIMITED	AAACS7796N	1	5840009	0	0	5840009	3.28	5840009	0	0	5840009	3.28	0	3.28	0	0.00	NA	NA	5840009
(2)	Sub Total (B)(1)		79	81956081	0	0	81956081	45.99	81956081	0	0	81956081	45.99	0	45.99	0	0.00	NA	NA	81956081
(2)	Central Government/State Government(s)/ President of India		0	0	0	0	0	0.00	0	0	0	0	0.00	0	0.00	0	0.00	NA	NA	0
(3)	Sub Total (B)(2)		0	0	0	0	0	0.00	0	0	0	0	0.00	0	0.00	0	0.00	NA	NA	0
(3)	Non-Institutions																			



(a)	i. Individual shareholders holding nominal share capital up to Rs.2 lakhs		8889	2384784	0	0	2384784	1.34	2384784	0	2384784	1.34	0	1.34	0	0.00	NA	2310370
	ii. Individual shareholders holding nominal share capital in excess of Rs. 2		42	8444897	0	0	8444897	4.74	8444897	0	8444897	4.74	0	4.74	0	0.00	NA	8307107
(b)	NBFCs Registered with RBI		2	36286	0	0	36286	0.02	36286	0	36286	0.02	0	0.02	0	0.00	NA	36286
(c)	Employee Trusts		0	0	0	0	0	0.00	0	0	0	0.00	0	0.00	0	0.00	NA	0
(d)	Overseas Depositories (Holding DRs)(Balancing figure)		0	0	0	0	0	0.00	0	0	0	0.00	0	0.00	0	0.00	NA	0
(e)	Any Other																	
	TRUSTS		1	164000	0	0	164000	0.09	164000	0	164000	0.09	0	0.09	0	0.00	NA	164000
	NON RESIDENT INDIANS		106	858608	0	0	858608	0.48	858608	0	858608	0.48	0	0.48	0	0.00	NA	858608
	CLEARING MEMBERS		59	42704	0	0	42704	0.02	42704	0	42704	0.02	0	0.02	0	0.00	NA	42704
	BODIES CORPORATE S		355	12952026	0	0	12952026	7.27	12952026	0	12952026	7.27	0	7.27	0	0.00	NA	12952026
	IL AND FS TRUST COMPANY LTD	AAACI6832K	3	1900084	0	0	1900084	1.07	1900084	0	1900084	1.07	0	1.07	0	0.00	NA	1900084
	IL AND FS TRUST COMPANY LIMITED	AAAAT19623I	1	2326051	0	0	2326051	1.31	2326051	0	2326051	1.31	0	1.31	0	0.00	NA	2326051
	ACCOLADE HOLDINGS PRIVATE LIMITED	AA DCB7645Q	2	2974527	0	0	2974527	1.67	2974527	0	2974527	1.67	0	1.67	0	0.00	NA	2974527



Sub Total (B)(3)	9454	24883305	0	0	24883305	13.96	24883305	0	24883305	13.96	0	13.96	0	0.00	24671101
Total Public Shareholding (B) = (B)(1)+(B)(2)+ (B)(3)	9533	106839386	0	0	166839386	59.95	106839386	0	106839386	59.95	0	59.95	0	0.00	106627182



Table IV - Statement showing shareholding pattern of the Non Promoter - Non Public Shareholder

Category	Category & Name of the Shareholder	PAN	No of Shareholders	No of fully paid up equity shares held	No of Partly paid-up equity shares held	No of Shares Underlying Depository Receipts	Total No of Shares Held (IV+V+VI)	Shareholding as a % of total shares (A+B+C2)	Number of Voting Rights held in each class of securities			Total as a % of (A+B+C)	No of Shares Outstanding convertible securities (Including Warrants)	Shareholding as a % assuming full conversion of convertible securities (as a percentage of diluted share capital)	Number of Locked in Shares	Number of Shares pledged or otherwise encumbered	Number of equity shares held in dematerialized form
									Class X	Class Y	Total						
(1)	(I)	(II)	(III)	(IV)	(V)	(VI)	(VII)	(VIII)	(IX)			(X)	(XI)	(XII)	(XIII)		(XIV)
	Custodian/DR Holder		0	0	0	0	0	0.00	0	0	0	0.00	0	0.00	0	0.00	0
(2)	Employee Benefit Trust (uncor SEBI(Share based Employee Benefit) Regulations 2014)		0	0	0	0	0	0.00	0	0	0	0.00	0	0.00	NA	NA	0
	Total Non-Promoter-Non Public Shareholding (C) = (C1)+(C)(2)		0	0	0	0	0	0.00	0	0	0	0.00	0	0.00			0

