



July 20, 2016

The National Stock Exchange of India Limited  
Exchange Plaza, Fifth Floor  
Plot no. C/I, G- Block  
Bandra Kula Complex  
Bandra (E), Mumbai – 400051

The BSE Limited  
15<sup>th</sup> Floor, P J Towers  
Dalal Street, Mumbai - 400001

**Sub:- Shareholding pattern under regulation 31 of the SEBI (LODR) Regulation, 2015**



Dear Sir/ Madam,

Please find enclosed Shareholding Pattern of DEN Networks Limited for the quarter ended June 30, 2016 in compliance with regulation 31 of the Securities and Exchange Board of India (Listing Obligations and Disclosure Requirements) in prescribed format.

You are requested to take note of the same.

Yours faithfully

For DEN Networks Limited

  
  
Jatin Mahajan  
(Company Secretary)  
Membership no. F6887

*Encl: As stated above.*

Format of Holding of Specified securities

1. Name of Listed Entity: DEN NETWORKS LIMITED
2. Scrip Code/Name of Scrip/Class of Security: 533137, DEN, EQUITY SHARES
3. Share Holding Pattern Filed under: Reg. 31(1)(a)/Reg.31(1)(b)/Reg.31(1)(c)
  - a. if under 31(1)(b) then indicate the report for quarter ending 30/06/2016
  - b. if under 31(1)(c) then indicate date of allotment/extinguishment

4. Declaration : The Listed entity is required to submit the following declaration to the extent of submission of information:

Particulars	YES*	NO*
a. Whether the Listed Entity has issued any partly paid up shares		NO
b. Whether the Listed Entity has issued any Convertible Securities or Warrants?		NO
c. Whether the Listed Entity has any shares against which depository receipts are issued?		NO
d. Whether the Listed Entity has any shares in locked-in?		NO
e. Whether any shares held by promoters are pledge or otherwise encumbered?	YES	NO

\*if the Listed Entity selects the option 'NO' for the questions above, the columns for the partly paid up shares, Outstanding Convertible Securities/Warrants, depository receipts, locked-in shares, No of shares pledged or otherwise encumbered by promoters, as applicable, shall not be displayed at the time of dissemination on the Stock Exchange website. Also wherever there is 'No' declared by Listed entity in above table the values will be considered as 'Zero' by default on submission of the format of holding of specified securities.

5. The tabular format for disclosure of holding of specified securities is as follows:






Table II - Statement showing shareholding pattern of the Promoter and Promoter Group

Category	Shareholder	PAN	No of Shareholders	No of fully paid up equity shares held	No of Partly paid-up equity shares held	No of Shares Underlying Depository Receipts	Total No of Shares Held (IV+V+VI)	Share holding as a % of total no of shares (calculated as per SCRR, 1957 (VIII) As a % of (A+B+C2)	Number of securities of securities	Number of Voting Rights held in each class	No of Shares Underlying Outstanding convertible securities (Including Warrants)	Shareholding as a % assuming full conversion of convertible securities (as a percentage of diluted share capital) (VII)+(X) As a % of (A+B+C2)	Number of Locked in Shares	Number of Shares pledged or otherwise encumbered	Number of equity shares held in dematerialized form
No of Voting Rights															
Total as a % of (A+B+C)															
(1)	Indian	(I)	(II)	(IV)	(V)	(VI)	(VII)	(VIII)							
(a)	Individuals/Hindu undivided Family		5	50807950	0	0	50807950	28.51	50807950	0	50807950	28.51	0	0.00	50807950
	KAVITA MANCHANDA	AAOPM4143Q	1	3757500	0	0	3757500	2.11	3757500	0	3757500	2.11	0	0.00	3757500
	SAMEER MANCHANDA	AARPM0062H	1	46654550	0	0	46654550	26.18	46654550	0	46654550	26.18	0	0.00	46654550
	SANJEEV MANCHANDA	AARPM0064B	1	395900	0	0	395900	0.22	395900	0	395900	0.22	0	0.00	395900
(b)	Central Government/State Governments)		0	0	0	0	0	0.00	0	0	0	0.00	0	0.00	0
(c)	Financial Institutions/Banks		0	0	0	0	0	0.00	0	0	0	0.00	0	0.00	0
(d)	Any Other		3	20552470	0	0	20552470	11.53	20552470	0	20552470	11.53	0	0.00	20552470
	LUCID SYSTEMS PRIVATE LIMITED	AAACL6883D	1	16000000	0	0	16000000	8.98	16000000	0	16000000	8.98	0	0.00	16000000
	ACCESS EQUITY PVT LTD	AABCA1218L	1	22800	0	0	22800	0.01	22800	0	22800	0.01	0	0.00	22800
	VERVE ENGINEERING PRIVATE LIMITED	AAACV7564H	1	4529670	0	0	4529670	2.54	4529670	0	4529670	2.54	0	0.00	4529670
	Sub-Total (A)(I)		6	71360420	0	0	71360420	40.05	71360420	0	71360420	40.05	0	0.00	71360420
(2)	Foreign		0	0	0	0	0	0.00	0	0	0	0.00	0	0.00	0
(a)	Individuals (Non-Resident)		0	0	0	0	0	0.00	0	0	0	0.00	0	0.00	0
	Individuals/Foreign Individuals		0	0	0	0	0	0.00	0	0	0	0.00	0	0.00	0


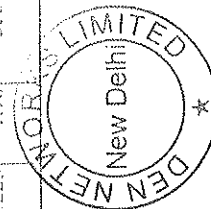





Table III - Statement showing shareholding pattern of the Public shareholder

Category & Name of the Shareholder	PAN	No of Shareholder Shares	No of fully paid up equity shares held	No of Partly paid-up equity shares held	No of Shares Underlying Depository Receipts	Total No of Shares Held (IV+V+VI)	Shareholding as a % of total no of shares (A+B+C2)	Number of Voting Rights held in each class of securities		No of Shares Underlying Outstanding convertible securities (Including Warrants)	Shareholding as a % assuming full conversion of convertible securities (as a percentage of diluted share capital)	Number of Locked in Shares		Number of Shares pledged or otherwise encumbered	Number of equity shares held in dematerialized form
								Class X	Class Y Total			No.	As a % of		
(I)	(II)	(III)	(IV)	(V)	(VI)	(VII)	(VIII)	No of Voting Rights		(IX)	(XI)	(XII)	(XIII)	(XIV)	(XV)
(a)	(b)	(c)	(d)	(e)	(f)	(g)	(h)	Total as a % of (A+B+C)	(IN)	(O)	(P)	(Q)	(R)	(S)	(T)
Institutions															
Mutual Funds		2	50909	0	0	50909	0.05	50909	0	0	0.03	0	0.00	NA	50909
Venture Capital Funds		0	0	0	0	0	0.00	0	0	0	0.00	0	0.00	NA	0
Alternate Investment Funds		0	0	0	0	0	0.00	0	0	0	0.00	0	0.00	NA	0
Foreign Venture Capital Investors		0	0	0	0	0	0.00	0	0	0	0.00	0	0.00	NA	0
Foreign Portfolio Investors		58	37717736	0	0	37717736	21.17	37717736	0	0	21.17	0	0.00	NA	37717736
EMERGING INDIA FOCUS FUNDS	AACCE0596N	1	3554223	0	0	3554223	1.98	3554223	0	0	1.98	0	0.00	NA	3554223



	BARON EMERGING MARKETS FUND	AAECB4051F	1	3752679	0	3752679	2.11	3752679	0	3752679	2.11	3752679	0	3752679	0	3752679	2.11	0	0.00	NA	NA	3752679
	ACACIA BANYAN PARTNERS	AAGCA6900N	1	2080000	0	2080000	1.17	2080000	0	2080000	1.17	2080000	0	2080000	0	2080000	1.17	0	0.00	NA	NA	2080000
	THE SPRUCE HOUSE PARTNERSHIP LP	AAIFI7250M	1	3710451	0	3710451	2.08	3710451	0	3710451	2.08	3710451	0	3710451	0	3710451	2.08	0	0.00	NA	NA	3710451
	ACACIA PARTNERS, LP	AALFA7272K	1	4420000	0	4420000	2.48	4420000	0	4420000	2.48	4420000	0	4420000	0	4420000	2.48	0	0.00	NA	NA	4420000
	ACACIA INSTITUTIONAL PARTNERS, LP	AALFA7287Q	1	3640000	0	3640000	2.04	3640000	0	3640000	2.04	3640000	0	3640000	0	3640000	2.04	0	0.00	NA	NA	3640000
	ROUTE ONE OFFSHORE MASTER FUND L.P.	AANFR6339J	1	3216031	0	3216031	1.80	3216031	0	3216031	1.80	3216031	0	3216031	0	3216031	1.80	0	0.00	NA	NA	3216031
	ROUTE ONE FUND I, L.P.	AANFR6581N	1	2963402	0	2963402	1.66	2963402	0	2963402	1.66	2963402	0	2963402	0	2963402	1.66	0	0.00	NA	NA	2963402
	ACACIA CONSERVATION FUND LP	ABCFA8290P	1	2540300	0	2540300	1.43	2540300	0	2540300	1.43	2540300	0	2540300	0	2540300	1.43	0	0.00	NA	NA	2540300
(f)	Financial Institutions/Banks		3	1897935	0	1897935	1.07	1897935	0	1897935	1.07	1897935	0	1897935	0	1897935	1.07	0	0.00	NA	NA	1897935
	LIFE INSURANCE CORPORATION OF INDIA	AAACL0582H	1	1885299	0	1885299	1.06	1885299	0	1885299	1.06	1885299	0	1885299	0	1885299	1.06	0	0.00	NA	NA	1885299
(g)	Insurance Companies		0	0	0	0	0.00	0	0	0	0.00	0	0	0	0	0	0.00	0	0.00	NA	NA	0
(h)	Provident Funds/Pension Funds		0	0	0	0	0.00	0	0	0	0.00	0	0	0	0	0	0.00	0	0.00	NA	NA	0
(i)	Any Other																					
	FOREIGN CORPORATE BODIES		5	40848110	0	40848110	22.92	40848110	0	40848110	22.92	40848110	0	40848110	0	40848110	22.92	0	0.00	NA	NA	40848110
	TARA INDIA HOLDINGS A LTD	AACCT8437D	1	2748253	0	2748253	1.54	2748253	0	2748253	1.54	2748253	0	2748253	0	2748253	1.54	0	0.00	NA	NA	2748253
	BROAD STREET INVESTMENTS (SINGAPORE) PTE. LTD	AANFCB4970J	1	28826713	0	28826713	16.18	28826713	0	28826713	16.18	28826713	0	28826713	0	28826713	16.18	0	0.00	NA	NA	28826713



MIBD BRIDGE STREET 2013 INVESTMENTS (SINGAPORE) PTE LTD	AAACM6046R	2882671	0	2882671	1.62	2882671	0	2882671	1.62	2882671	0	0.00	NA	NA	2882671
STANDARD CHARTERED IL AND FS ASIA INFRASTRUCTURE GROWTH FUND COMPANY PTE LTD.	AAVCS7756N	1	5840009	0	5840009	3.28	5840009	0	5840009	3.28	0	0.00	NA	NA	5840009
Sub Total (B)(1)		68	80514690	0	80514690	45.18	80514690	0	80514690	45.18	0	0.00	NA	NA	80514690
(2) Central Government/State Government(s)/President of India		0	0	0	0	0.00	0	0	0	0.00	0	0.00	NA	NA	0
Sub Total (B)(2)		0	0	0	0	0.00	0	0	0	0.00	0	0.00	NA	NA	0
(3) Non-Institutions															
(a) i. Individual shareholders holding nominal share capital up to Rs.2 lakhs		8970	2458323	0	2458323	1.38	2458323	0	2458323	1.38	0	0.00	NA	NA	2458323
ii. Individual shareholders holding nominal share capital in excess of Rs. 2 Lakhs		48	9104546	0	9104546	5.11	9104546	0	9104546	5.11	0	0.00	NA	NA	9104546
(b) NBFCs Registered with RBI		5	81386	0	81386	0.05	81386	0	81386	0.05	0	0.00	NA	NA	81386
(c) Employee Trusts		0	0	0	0	0.00	0	0	0	0.00	0	0.00	NA	NA	0
(d) Overseas Depositories (Holding DRs)(Balancing figure)		0	0	0	0	0.00	0	0	0	0.00	0	0.00	NA	NA	0
(e) Any Other															
TRUSTS		2	449305	0	449305	0.25	449305	0	449305	0.25	0	0.00	NA	NA	449305
NON RESIDENT INDIANS		100	839343	0	839343	0.47	839343	0	839343	0.47	0	0.00	NA	NA	839343
CLEARING MEMBERS		109	95306	0	95306	0.05	95306	0	95306	0.05	0	0.00	NA	NA	95306





BODIES	13296487	13296487	13296487	13296487	13296487	13296487	13296487	13296487	13296487	13296487	13296487	13296487	13296487
CORPORATES	13296487	13296487	13296487	13296487	13296487	13296487	13296487	13296487	13296487	13296487	13296487	13296487	13296487
IL AND FS TRUST COMPANY LTD	3	1900084	0	0	1900084	1.07	1900084	1.07	1900084	0	1900084	0	1900084
IL AND FS TRUST COMPANY LIMITED	1	2326051	0	0	2326051	1.31	2326051	1.31	2326051	0	2326051	0	2326051
ACCOLADE HOLDINGS PRIVATE LIMITED	2	2974527	0	0	2974527	1.67	2974527	1.67	2974527	0	2974527	0	2974527
Sub Total (B)(3)	9573	26324696	0	0	26324696	14.77	26324696	14.77	26324696	0	26324696	0	26116260
Total Public Shareholding (B) = (B)(1)+(B)(2)+(B)(3)	9641	106839386	0	0	106839386	59.95	106839386	59.95	106839386	0	106839386	0	106630950




Table IV - Statement showing shareholding pattern of the Non Promoter - Non Public Shareholder

Category & Name of the Shareholder	PAN	No of Shareholders	No of fully paid up equity shares held	No of Partly paid-up equity shares held	No of Shares Underlying Depository Receipts	Total No of Shares Held (IV+V+VI)	Shareholding as a % of total no of shares (A+B+C2)	Number of Voting Rights held in each class of securities		Total as a % of (A+B+C)	No of Shares Underlying Outstanding convertible securities (including Warrants)	Shareholding as a % assuming full conversion of convertible Securities (as a percentage of diluted share capital)	Number of Locked in Shares	Number of Shares pledged or otherwise encumbered	Number of equity shares held in dematerialized form
								Class X	Class Y						
		(II)	(IV)	(V)	(VI)	(VII)	(VIII)	(IX)	(X)	(XI)	(XII)	(XIII)	(XIV)	(XV)	
(1) Custodian/DR Holder		0	0	0	0	0	0.00	0	0	0.00	0	0	0	0	0
(2) Employee Benefit Trust (under SEBI (Share based Employee Benefit) Regulations 2014)		0	0	0	0	0	0.00	0	0	0.00	0	0	0	0	0
Total Non-Promoter-Non Public Shareholding (C) = (C)(1)+(C)(2)		0	0	0	0	0	0.00	0	0	0.00	0	0	0	0	0



Details of Shares which remain unclaimed may be given here along with details such as number of shareholders, outstanding shares held in demat/unclaimed suspense account	No of shares



**Details of the shareholders acting as persons in Concert including their Shareholding:**

Name of Shareholder	Name of PAC	No of shares	Holding%
<b>Total:</b>		<b>0</b>	<b>0</b>

