


(Rs. In Lakhs except per share data)

Particulars	Consolidated			Standalone		
	Quarter ended 31.03.2010 (Audited)	Year Ended 31.03.2010 (Audited)	Year ended 31.03.2009 (Audited)	Quarter ended 31.03.2010 (Audited)	Year Ended 31.03.2010 (Audited)	Year ended 31.03.2009 (Audited)
1. Revenue	24,630	91,909	71,635	8,952	32,826	26,862
(a) Income from operations	24,500	91,034	71,219	8,888	32,196	26,466
(b) Other operating income	130	875	416	64	630	396
2. Expenditure	22,966	86,232	72,456	7,200	29,538	27,271
(a) Operational, administrative and other costs	20,557	77,292	66,080	5,896	24,078	23,379
(b) Personnel cost	1,371	5,652	4,773	699	3,274	2,837
(c) Depreciation	1,038	3,288	1,603	605	2,186	1,055
3. Profit / (loss) from operations before other income, interest and exceptional items (1-2)	1,664	5,677	(821)	1,752	3,288	(409)
4. Other income	355	650	300	334	652	250
5. Profit / (loss) before interest and exceptional items (3+4)	2,019	6,327	(521)	2,086	3,940	(159)
6. Interest and other financial charges	475	1,944	999	467	1,930	992
7. Profit / (loss) after interest but before exceptional items (5-6)	1,544	4,383	(1,520)	1,619	2,010	(1,151)
8. Exceptional item	-	-	-	-	-	-
9. Profit / (loss) from Ordinary activities before tax (7+8)	1,544	4,383	(1,520)	1,619	2,010	(1,151)
10. Provision for tax	(279)	741	201	(138)	(72)	225
11. Net profit / (loss) from ordinary activities after tax (9-10)	1,823	3,642	(1,721)	1,757	2,082	(1,376)
12. Share of Minority Interest	121	631	(210)	-	-	-
13. Net profit / (loss) (11-12)	1,702	3,011	(1,511)	1,757	2,082	(1,376)
14. Paid-up Equity Share Capital (Face value Rs. 10/-)	13,049	13,049	1,812	13,049	13,049	1,812
15. Reserves (Net of accumulated losses)		60,390	19,545		59,553	19,640
16. EPS (Not annualised)						
(a) Basic EPS before and after Extraordinary items for the period, for the year to date and for the previous year (not to be annualised)	1.52	2.69	(1.67)	1.57	1.86	(1.52)
(b) Diluted EPS before and after Extraordinary items for the period, for the year to date and for the previous year (not to be annualised)	1.46	2.59	(1.67)	1.51	1.79	(1.52)
17. Aggregate of Public shareholding						
(a) Number of Shares	60,373,255	60,373,255	N.A	60,373,255	60,373,255	N.A
(b) Percentage of Shareholding	46.27	46.27	N.A	46.27	46.27	N.A
(c) Face Value per share (Rs.)	Rs. 10/-	Rs. 10/-	Rs. 10/-	Rs. 10/-	Rs. 10/-	Rs. 10/-
18. Promoters and promoter group Shareholding						
a) Pledged/Encumbered						
- Number of shares	Nil	Nil	Nil	Nil	Nil	Nil
- Percentage of shares (as a % of the total shareholding of promoter and promoter	Nil	Nil	Nil	Nil	Nil	Nil
- Percentage of shares (as a % of the total share capital of the company)	Nil	Nil	Nil	Nil	Nil	Nil
b) Non-encumbered						
- Number of shares	70,116,720	70,116,720	14,023,344	70,116,720	70,116,720	14,023,344
- Percentage of shares (as a % of the total shareholding of promoter and promoter	100.00	100.00	100.00	100.00	100.00	100.00
- Percentage of shares (as a % of the total share capital of the company)	53.73	53.73	77.40	53.73	53.73	77.40
19. Item exceeding 10% of Total Expenditure						
-Content Cost	14,433	55,109	43,971	1,245	5,032	5,830
-Placement Cost	5,204	8,670	5,149	2,562	11,003	9,795




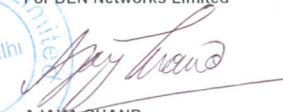
Notes to the Financial Results:

1. The consolidated financial results and the financial results of the Company for the year ended March 31, 2010 which have been audited by the statutory auditors have been reviewed by the Audit Committee of the Board and have been approved by the Board of Directors at its meeting held on May 28, 2010.
2. This statement of financial results has been prepared by applying the accounting policies as adopted in the last audited annual financial statements for the year ended 31 March, 2009.
3. The Initial Public Offer (IPO) proceeds have been utilised as per objects as stated in the Prospectus dated November 5, 2009 as under :-

Particulars	Rs. In lacs	
	Projected	Actual
Amount Received from IPO		36,445.60
Utilisation of funds upto March 31, 2010		
Investment in the development of cable television infrastructure and services	21,000.00	1,110.03
Investment in the development of cable broadband infrastructure and services	2,500.00	89.87
Investment in acquisition of content and broadcasting rights	1,000.00	55.60
Repayment of loans	4,000.00	2,144.18
Fund expenditure for general corporate purposes	5,258.10	4,807.19
Share Issue Expenses	2,687.50	1,492.34
	36,445.60	9,699.21
Balance Unutilised		26,746.39
Unutilised Balance has been invested as follows		
Mutual Funds		9,170.00
Fixed Deposit		10,500.00
Bank Balance		7,076.39
Total		26,746.39

4. Share Issue Expenses incurred in connection with the IPO have been adjusted against Securities Premium Account.
5. The Company has received 6 complaints from Equity Shareholders during the quarter ended 31 March, 2010. All complaints were resolved during the quarter.
6. The Company is engaged in the distribution & promotion of television channels and related services which is considered as the only reportable business segment.
7. The amounts for the previous year ended 31 March, 2009 have been reclassified/ regrouped to conform to the current period's presentation.
8. This being the first year of listing, the figures for corresponding three months have not been presented.

Place : New Delhi
Date : 28.05.2010


 For DEN Networks Limited

AJAYA CHAND
 Director